

RESOLUTION NO. 2017-C2

A RESOLUTION OF THE CITY COUNCIL OF THE CITY OF AZUSA, CALIFORNIA, APPROVING AND ADOPTING A REVISED SCHEDULE FOR CERTAIN DEVELOPMENT PROJECT FEES AND SERVICE CHARGES

WHEREAS, under the police power granted by Article XI, Section 7 of the California Constitution, the City of Azusa is authorized to impose fees, charges and rates for certain municipal services; and

WHEREAS, in addition to the authority granted by the California Constitution, Chapter 8 (commencing with section 66016) of Division 1 of Title 7 of the California Government Code establishes a procedure for adopting fees or service charges for development projects; and

WHEREAS, pursuant to Resolution No. 2016-C5, adopted on January 19, 2016, the City currently imposes development related fees upon applicants to recover the costs of staff time, inspection, copying costs and other expenses related to the review and processing of applications for property development; and

WHEREAS, many of the City's current fees charged for development services no longer reflect the actual cost of providing such services; and

WHEREAS, Government Code sections 66016 and 66018 provide that the City may adopt new development fees or increase existing fees after providing notice and holding a public hearing; and

WHEREAS, notice of a public hearing on the establishment of new and revised fees was published in accordance with provisions of section 6062a of the California Government Code; and

WHEREAS, notice of public hearing was mailed to all interested parties who filed a written request for a mailed notice with the City, or a waiver of notice was obtained; and

WHEREAS, on January 03, 2017, at the time and place specified in the published and mailed notices, the City Council held a public hearing as required by law to allow oral or written presentations prior to levying new development fees or service charges and prior to approving an increase in existing development fees or service charges; and

WHEREAS, at least ten (10) days prior to the commencement of the hearing, there was made available to the public a report containing the cost, or estimated cost, of providing the service for which the fee or service charge will be levied, and the revenue sources for providing such services; and

WHEREAS, based upon evidence provided, the City Council hereby determines that the development services fees set forth in the Schedule of Fees and Charges attached hereto and incorporated herein by reference will not exceed the estimated reasonable cost of providing the property development services for which the fee is charged; and

WHEREAS, the proposed fees are statutorily and categorically exempt from the requirements of the California Environmental Quality Act since these fees fit within the statutory exemptions for local agency decisions involving the adoption and collection of rates, tolls and other charges, pursuant to Public Resources Code Section 21 080(b) (8) and Section 15273 of the California Environmental Quality Act Guidelines.

NOW, THEREFORE, BE IT RESOLVED that the City Council of the City of Azusa, California does hereby find, determine and declare as follows:


SECTION 1. Adoption of Schedule of Fees. The City Council hereby approves and adopts the Schedule of Fees and Charges attached hereto as Exhibit "C" and incorporated herein by reference. The adopted fee schedule shall supersede any fees and charge schedule previously adopted.

SECTION 2. Repeal of Prior Resolution. Resolution No. 2016-C5 is hereby repealed in its entirety.

SECTION 3. Findings. The City Council finds that the fees and charges set forth in the Schedule attached as Exhibit "A": (1) have a reasonable relationship with the City's costs in providing those services; and (2) are necessary to enable the City to continue providing the services to which they relate.

SECTION 4. Effective Date. This Resolution shall become effective sixty (60) days from its adoption.

PASSED, APPROVED and ADOPTED this 3rd day of January, 2017.



Joseph Romero Rocha
Mayor

ATTEST:


Jeffrey Lawrence Cornejo, Jr.
City Clerk

I HEREBY CERTIFY that the foregoing Resolution No. 2017-C2 was duly adopted by the City Council of the City of Azusa, at a regular meeting of said City Council held on the 3rd day of January 2017, by the following vote of the Council:

AYES: COUNCILMEMBERS: GONZALES, CARRILLO, MACIAS, ALVAREZ, ROCHA
NOES: COUNCILMEMBERS: NONE
ABSTAIN: COUNCILMEMBERS: NONE
ABSENT: COUNCILMEMBERS: NONE



Jeffrey Lawrence Cornejo, Jr.
City Clerk

APPROVED AS TO FORM:



Marco Martinez
City Attorney Best Best & Krieger, LLP

EXHIBIT "C"

SCHEDULE OF FEES AND CHARGES

(ATTACHED)

RESOLUTION NO. 2017-C3

A RESOLUTION OF THE CITY COUNCIL OF THE CITY OF AZUSA, CALIFORNIA, APPROVING AND ADOPTING A REVISED SCHEDULE OF FEES AND CHARGES FOR VARIOUS MUNICIPAL ACTIVITIES AND SERVICES

WHEREAS, under the police power granted by Article XI, Section 7 of the California Constitution, the City of Azusa is authorized to impose reasonable service fees for a variety municipal benefits and services; and

WHEREAS, the City Council of the City of Azusa previously determined that the users of these services should be charged fees to recover the City's expenses for providing these services; and

WHEREAS, the City Council previously adopted Resolution No. 2016-C6, which established fees for various municipal activities and services; and

WHEREAS, the City Council has determined that in order to continue providing effective services for the public welfare, it is necessary to adopt a revised Schedule of Fees and Charges which sets forth fees for City services; and

WHEREAS, based upon evidence provided, the City Council hereby determines that the proposed fees cover, but do not exceed, the reasonable cost of providing the services for which the fee is charged; and

WHEREAS, the City Council has determined that the proposed Schedule of Fees and Charges is statutorily and categorically exempt from the requirements of the California Environmental Quality Act since citing these fees fit within the statutory exemptions for local agency decisions involving the adoption and collection of rates, tolls and other charges, pursuant to Public Resources Code Section 21080(b)(8) and Section 15273 of the California Environmental Quality Act Guidelines.

NOW, THEREFORE, BE IT RESOLVED that the City Council of the City of Azusa, California does hereby find, determine and declare as follows:


SECTION 1. Adoption of Schedule of Fees and Charges. The City Council approves and adopts the Schedule of Fees and Charges (the "Schedule"), which is attached hereto as Exhibit "C" and incorporated herein by reference. The adopted fee schedule shall supersede any fees and charge schedule previously adopted.

SECTION 2. Findings. The City Council finds that the fees and charges set forth in the Schedule attached as Exhibit "A": (1) have a reasonable relationship with the City's costs in providing and maintaining those services and facilities; and (2) are necessary to enable the City to continue providing and maintaining the services and facilities to which they relate.

SECTION 3. Repeal of Prior Resolution. Resolution No. 2016-C6 is hereby repealed in its entirety.

SECTION 4. Effective Date. This Resolution shall become effective upon its adoption.

PASSED, APPROVED and ADOPTED this 3rd day of January, 2017.


Joseph Romero Rocha
Mayor



Jeffrey Lawrence Cornejo, Jr.
City Clerk

STATE OF CALIFORNIA)
COUNTY OF LOS ANGELES) ss.
CITY OF AZUSA)

ATTEST:

I HEREBY CERTIFY that the foregoing Resolution No. 2017-C3 was duly adopted by the City Council of the City of Azusa at a regular meeting thereof on the 3rd day of January 2017, by the following vote of City Council Members.

AYES: COUNCILMEMBERS: GONZALES, CARRILLO, MACIAS, ALVAREZ, ROCHA
NOES: COUNCILMEMBERS: NONE
ABSTAIN: COUNCILMEMBERS: NONE
ABSENT: COUNCILMEMBERS: NONE


Jeffrey Lawrence Cornejo, Jr.
City Clerk

APPROVED AS TO FORM:


Marco Martinez
City Attorney Best Best & Krieger, LLP

EXHIBIT "C"

SCHEDULE OF FEES AND CHARGES

(ATTACHED)

CITY OF AZUSA SCHEDULE OF FEES AND CHARGES

Adopted on January 3, 2017



**City of Azusa
Schedule of Fees and Charges
Table of Contents**



No.	Description	Pages
1	Building and Safety	3 - 15
2	Planning	16 - 17
3	Engineering	18 - 19
4	Utilities	20 - 22
5	Community Improvement	23
6	Fire Safety	24
7	Police	25 - 28
8	Adult Businesses	29
9	Business License	30
10	Recreation	31 - 35
11	Women's Club, Senior Center, and North Recreation Center	36 - 37
12	Transportation	38
13	Library	39
14	GIS Maps	40
15	Administrative Processing	41

City of Azusa
Schedule of Fees and Charges (Development-Related)
BUILDING AND SAFETY



Svc Area			Approved 1/19/2016	CPI	Approved 1/19/2017	
No.	Item	# Description	Cost Per S.F. Avg.	Sep'15-'16	Cost Per S.F. Avg.	Notes
	S-1	Building Valuation				
		Apartment Houses:				
1		Type I Or II F.R.	\$137.67	2%	\$140.42	
2		Good	\$169.49	2%	\$172.88	
3		Type V - Masonry (Or Type III)	\$112.37	2%	\$114.62	
4		Good	\$137.67	2%	\$140.42	
5		Type V - Wood Frame	\$99.02	2%	\$101.00	
6		Good	\$127.27	2%	\$129.82	
7		Type I - Basement Garage	\$58.05	2%	\$59.21	
		Auditoriums:				
8		Type I Or II F.R.	\$162.66	2%	\$165.91	
9		Type II - 1 Hour	\$117.80	2%	\$120.16	
10		Type II - N	\$111.44	2%	\$113.67	
11		Type III - 1 Hour	\$123.86	2%	\$126.34	
12		Type III - N	\$117.49	2%	\$119.84	
13		Type V - 1 Hour	\$118.43	2%	\$120.80	
14		Type V - N	\$110.50	2%	\$112.71	
		Banks:				
15		Type I Or II F.R.	\$229.87	2%	\$234.46	
16		Type II - 1 Hour	\$169.33	2%	\$172.72	
17		Type II - N	\$163.90	2%	\$167.18	
18		Type III - 1 Hour	\$186.87	2%	\$190.61	
19		Type III - N	\$180.20	2%	\$183.80	
20		Type V - 1 Hour	\$169.33	2%	\$172.72	
21		Type V - N	\$162.19	2%	\$165.43	
		Bowling Alleys:				
22		Type II - 1 Hour	\$79.15	2%	\$80.74	
23		Type II - N	\$73.88	2%	\$75.35	
24		Type III - 1 Hour	\$86.14	2%	\$87.86	
25		Type III - N	\$80.55	2%	\$82.17	
26		Type V - 1 Hour	\$58.05	2%	\$59.21	
		Churches:				
27		Type I Or II F.R.	\$153.96	2%	\$157.04	
28		Type II - 1 Hour	\$115.63	2%	\$117.95	
29		Type II - N	\$109.89	2%	\$112.09	
30		Type III - 1 Hour	\$125.72	2%	\$128.23	
31		Type III - N	\$120.13	2%	\$122.53	
32		Type V - 1 Hour	\$117.49	2%	\$119.84	
33		Type V - N	\$110.50	2%	\$112.71	
		Convalescent Hospitals:				
34		Type I Or II F.R.	\$216.05	2%	\$220.37	
35		Type II - 1 Hour	\$149.93	2%	\$152.93	
36		Type III - 1 Hour	\$153.65	2%	\$156.72	
37		Type V - 1 Hour	\$144.81	2%	\$147.71	
		Dwellings:				
38		Type V - Masonry	\$117.49	2%	\$119.84	
39		Good	\$150.39	2%	\$153.40	
40		Type V - Wood Frame	\$104.46	2%	\$106.54	
41		Good	\$143.42	2%	\$146.29	
		Basements -				
42		Semi-Finished	\$31.20	2%	\$31.82	

City of Azusa
 Schedule of Fees and Charges (Development-Related)
 BUILDING AND SAFETY



Svc Area			Approved 1/19/2016	CPI	Approved 1/19/2017	
No.	Item	# Description	Cost Per S.F. Avg.	Sep'15-'16	Cost Per S.F. Avg.	Notes
43		Good	\$36.00	2%	\$36.72	
44		Unfinished	\$22.66	2%	\$23.11	
45		Good	\$27.47	2%	\$28.02	
Fire Station:						
46		Type I Or II F.R.	\$177.56	2%	\$181.11	
47		Type II - 1 Hour	\$116.87	2%	\$119.21	
48		Type II - N	\$110.20	2%	\$112.40	
49		Type III - 1 Hour	\$127.89	2%	\$130.45	
50		Type III - N	\$122.46	2%	\$124.91	
51		Type V - 1 Hour	\$119.98	2%	\$122.38	
52		Type V - N	\$113.77	2%	\$116.04	
Homes For The Elderly:						
53		Type I Or II F.R.	\$160.95	2%	\$164.17	
54		Type II - 1 Hour	\$130.69	2%	\$133.30	
55		Type II - N	\$125.10	2%	\$127.60	
56		Type III - 1 Hour	\$136.12	2%	\$138.84	
57		Type III - N	\$130.53	2%	\$133.14	
58		Type V - 1 Hour	\$131.46	2%	\$134.09	
59		Type V - N	\$126.96	2%	\$129.50	
Hospitals:						
60		Type I Or II F.R.	\$253.30	2%	\$258.37	
61		Type III - 1 Hour	\$209.69	2%	\$213.88	
62		Type V - 1 Hour	\$200.06	2%	\$204.06	
Hotels And Motels:						
63		Type I Or II F.R.	\$156.76	2%	\$159.90	
64		Type III - 1 Hour	\$135.81	2%	\$138.52	
65		Type III - N	\$129.44	2%	\$132.03	
66		Type V - 1 Hour	\$118.27	2%	\$120.63	
67		Type V - N	\$115.94	2%	\$118.26	
Industrial Plants:						
68		Type I Or II F.R.	\$88.31	2%	\$90.08	
69		Type II - 1 Hour	\$61.46	2%	\$62.69	
70		Type II - N	\$56.50	2%	\$57.63	
71		Type III - 1 Hour	\$67.67	2%	\$69.02	
72		Type III - N	\$63.79	2%	\$65.07	
73		Tilt-Up	\$46.56	2%	\$47.49	
74		Type V - 1 Hour	\$63.79	2%	\$65.07	
75		Type V - N	\$58.36	2%	\$59.53	
Jails:						
76		Type I Or II F.R.	\$246.94	2%	\$251.88	
77		Type III - 1 Hour	\$225.83	2%	\$230.34	
78		Type V - 1 Hour	\$169.33	2%	\$172.72	
Libraries:						
79		Type I Or II F.R.	\$180.66	2%	\$184.28	
80		Type II - 1 Hour	\$132.24	2%	\$134.88	
81		Type II - N	\$125.72	2%	\$128.23	
82		Type III - 1 Hour	\$139.69	2%	\$142.48	
83		Type III - N	\$132.70	2%	\$135.36	
84		Type V - 1 Hour	\$131.15	2%	\$133.77	
85		Type V - N	\$125.72	2%	\$128.23	
Medical Offices:						

City of Azusa
 Schedule of Fees and Charges (Development-Related)
 BUILDING AND SAFETY



Svc Area			Approved 1/19/2016	CPI	Approved 1/19/2017	
No.	Item	# Description	Cost Per S.F. Avg.	Sep'15-'16	Cost Per S.F. Avg.	Notes
86		Type I Or II F.R.	\$185.47	2%	\$189.18	
87		Type II - 1 Hour	\$143.10	2%	\$145.96	
88		Type II - N	\$135.96	2%	\$138.68	
89		Type III - 1 Hour	\$155.21	2%	\$158.31	
90		Type III - N	\$144.50	2%	\$147.39	
91		Type V - 1 Hour	\$140.00	2%	\$142.80	
92		Type V - N	\$135.03	2%	\$137.73	
Offices						
93		Type I Or II F.R.	\$165.76	2%	\$169.08	
94		Type II - 1 Hour	\$110.97	2%	\$113.19	
95		Type II - N	\$105.70	2%	\$107.81	
96		Type III - 1 Hour	\$119.82	2%	\$122.22	
97		Type III - N	\$114.54	2%	\$116.83	
98		Type V - 1 Hour	\$112.22	2%	\$114.46	
99		Type V - N	\$105.70	2%	\$107.81	
Private Garages:						
100		Wood Frame	\$37.72	2%	\$38.47	
101		Masonry	\$42.53	2%	\$43.38	
102		Open Carports	\$25.76	2%	\$26.28	
Public Buildings:						
103		Type I Or II F.R.	\$191.53	2%	\$195.36	
104		Type II - 1 Hour	\$155.21	2%	\$158.31	
105		Type II - N	\$148.38	2%	\$151.35	
106		Type III - 1 Hour	\$161.11	2%	\$164.33	
107		Type III - N	\$155.52	2%	\$158.63	
108		Type V - 1 Hour	\$147.45	2%	\$150.40	
109		Type V - N	\$142.17	2%	\$145.01	
Public Garages:						
110		Type I Or II F.R.	\$75.90	2%	\$77.41	
111		Type I Or II Open Parking	\$56.96	2%	\$58.10	
112		Type II - N	\$43.46	2%	\$44.33	
113		Type III - 1 Hour	\$57.43	2%	\$58.58	
114		Type III - N	\$51.06	2%	\$52.08	
115		Type V - 1 Hour	\$52.31	2%	\$53.35	
Restaurants						
116		Type III - 1 Hour	\$151.17	2%	\$154.20	
117		Type III - N	\$146.05	2%	\$148.97	
118		Type V - 1 Hour	\$138.45	2%	\$141.21	
119		Type V - N	\$133.01	2%	\$135.67	
Schools:						
120		Type I Or II F.R.	\$172.59	2%	\$176.04	
121		Type II - 1 Hour	\$117.80	2%	\$120.16	
122		Type III - 1 Hour	\$126.03	2%	\$128.55	
123		Type III - N	\$121.22	2%	\$123.64	
124		Type V - 1 Hour	\$118.11	2%	\$120.48	
125		Type V - N	\$112.68	2%	\$114.93	
Service Stations:						
126		Type II - N	\$104.30	2%	\$106.39	
127		Type III - 1 Hour	\$108.80	2%	\$110.98	
128		Type V - 1 Hour	\$92.66	2%	\$94.51	
129		Canopies	\$43.46	2%	\$44.33	

City of Azusa
Schedule of Fees and Charges (Development-Related)
BUILDING AND SAFETY



Svc Area			Approved 1/19/2016		Approved 1/19/2017		
No.	Item	#	Description	Cost Per S.F. Avg.	CPI Sep'15-'16	Cost Per S.F. Avg.	Notes
Stores:							
130			Type I Or II F.R.	\$127.89	2%	\$130.45	
131			Type II - 1 Hour	\$78.23	2%	\$79.79	
132			Type II - N	\$76.52	2%	\$78.05	
133			Type III - 1 Hour	\$95.14	2%	\$97.05	
134			Type III - N	\$89.24	2%	\$91.03	
135			Type V - 1 Hour	\$80.09	2%	\$81.69	
136			Type V - N	\$74.03	2%	\$75.52	
Town Homes:							
137			Type V - Masonry	\$134.43	2%	\$137.12	
138			Type V - Wood Frame	\$128.19	2%	\$130.76	
139			Garage- Wood Frame	\$52.31	2%	\$53.36	
140			Garage- Masonry	\$58.05	2%	\$59.21	
Theaters:							
141			Type I Or II F.R.	\$170.42	2%	\$173.83	
142			Type III - 1 Hour	\$124.17	2%	\$126.65	
143			Type III - N	\$118.27	2%	\$120.63	
144			Type V - 1 Hour	\$116.87	2%	\$119.21	
145			Type V - N	\$110.51	2%	\$112.72	
Warehouses:							
146			Type I Or II F.R.	\$76.67	2%	\$78.21	
147			Type I Or V - 1 Hour	\$45.48	2%	\$46.39	
148			Type I Or V - N	\$42.68	2%	\$43.54	
149			Type III - 1 Hour	\$51.53	2%	\$52.56	
150			Type III - N	\$49.05	2%	\$50.03	
Equipment:							
Air Conditioning							
151			Commercial	\$6.52	2%	\$6.65	
152			Residential	\$5.43	2%	\$5.54	
153			Sprinkler Systems	\$4.04	2%	\$4.12	
Other Valuations							
Reroof							
154			Asphalt And Comp - per square foot of material	\$249.73	2%	\$254.72	
155			Built-up - per square foot of material	\$264.42	2%	\$269.70	
156			Light-weight tile - per square foot of material	\$683.08	2%	\$696.74	
157			Concrete Tile Or Slate Tile - per square foot of material	\$822.63	2%	\$839.08	
158			Metal Shingles - per square foot of material	\$520.02	2%	\$530.42	
159			Wood Shake - per square foot of material	\$315.83	2%	\$322.15	
160			Wood Shingle - per square foot of material	\$304.08	2%	\$310.16	
161			Rolled Roofing - minimum 300 Sq.Ft. allowed on patio covers only	\$1,468.98	2%	\$1,498.36	
162			Tear off and re-sheath - per square foot of material	\$146.90	2%	\$149.84	
Tenant Improvements							
163			General Commercial	\$38.19	2%	\$38.96	
164			Restaurants	\$44.07	2%	\$44.95	
165			Medical Offices	\$45.54	2%	\$46.45	
Retaining Walls- Concrete Block							
166			6"	\$11.39	2%	\$11.62	
167			8"	\$12.61	2%	\$12.86	
168			12"	\$15.46	2%	\$15.77	
169			Masonry Fireplace - Minimum Valuation	\$4,656.67	2%	\$4,749.80	
170			Foundation Permits - Based On 1/3 The Overall Valuation Of The Bldg Permit				



City of Azusa
Schedule of Fees and Charges (Development-Related)
BUILDING AND SAFETY

Svc Area			Approved 1/19/2016		Approved 1/19/2017	
No.	Item	# Description	Cost Per S.F. Avg.	CPI Sep'15-'16	Cost Per S.F. Avg.	Notes
		<i>These Figures Shall Be Used When The Applicant Does Not Have A Valuation, Or If The Valuation Given Is Obviously Low.</i>				
171		Factory Built Fireplace- Minimum Valuation	\$1,552.71	2%	\$1,583.77	
		Signs				
		1 Side:				
172		a) Painted	\$60.23	2%	\$61.43	
173		b) Electrical	\$116.05	2%	\$118.37	
		2 Sides:				
174		a) Painted	\$70.51	2%	\$71.92	
175		b) Electrical	\$146.90	2%	\$149.84	
		Pole /Lineal Foot plus square foot of sign:				
176		a) 3" 0	\$49.95	2%	\$50.94	
177		b) 4" 0	\$70.51	2%	\$71.92	
178		c) 6" 0	\$91.08	2%	\$92.90	
179		d) 8" 0	\$113.11	2%	\$115.37	
180		e) 10" 0	\$133.68	2%	\$136.35	
181		f) 12" 0	\$152.77	2%	\$155.83	
		Photovoltaic Systems				
182		Permit And plan check fees for photovoltaic systems shall be assessed at 45% of the fee generated by the declared valuation and the per unit electrical item cost				
183		Residential 15 kW Or Less=\$500 or 45% of the fee generated by the declared valuation, whichever is less.				
184		Residential more than 15 kW=\$500 + 15 Per kW over 15 or 45% of the fee generated by the declared valuation, whichever is less.				
185		Commercial 50 kW or less = \$1,000 or 45% of the fee generated by the declared valuation, whichever is less.				
186		Commercial more than 50 kw - 250 kw = \$500 + \$7 per kW above 50 kW or 45% of the fee generated by the declared valuation, whichever is less.				
187		Commercial more than 250 kW = \$2,400 + 5 kW above 250 kW or 45% of the fee generated by the declared valuation, whichever is less.				
		Swimming Pools				
		Valuation based on actual construction cost. Permit fees same as building permits.				
188		Minimum Valuation:	\$19,390.55	2%	\$19,778.36	
		Spas				
189		Minimum Valuation				
190		Prefabricated	\$3,878.11	2%	\$3,955.67	
191		Gunite	\$7,785.60	2%	\$7,941.31	
		Surcharge Fees				
192		Optical Records System - Per Permit	\$15.00	2%	\$15.30	
193	#	General Plan Maintenance - 10% Permit Surcharge To Recover 50% Of Costs	10%	n/a	10%	
194	#	Permit Automation Fee	\$30.00	n/a	\$0.00	
195	#	Technology Enhancement (5% of permit and plan check fee)			5%	



City of Azusa
Schedule of Fees and Charges (Development-Related)
BUILDING AND SAFETY

Approved
1/19/2016

Approved
1/19/2017

Cost Per
S.F. Avg.

CPI
Sep'15-'16

Cost Per
S.F. Avg.

Notes

Svc Area	No.	Item	#	Description	Cost Per S.F. Avg.	CPI Sep'15-'16	Cost Per S.F. Avg.	Notes
S-2				Building Permit Fees				
	196			Permit Issuance	\$90.00	2%	\$91.80	
				Total Valuation				
	197			\$1.00 to \$500.00	\$36.47	2%	\$37.20	
	198			\$501.00 to \$2,000.00	\$36.47	2%	\$37.20	
				For the 1st \$500.00 plus \$3.40 for ea. additional \$100.00, or fraction thereof, to and including \$2,000.00				
	199			\$2,001.00 to \$25,000.00	\$107.48	2%	\$109.63	
				For the 1st \$2,000.00 plus \$15.59 for ea. additional \$1,000.00, or fraction thereof, to and including \$25,000.00				
	200			\$25,001.00 to \$50,000.00	\$607.25	2%	\$619.40	
				For the 1st \$25,000.00 plus \$11.24 for ea. additional \$1,000.00, or fraction thereof, to and including \$50,000.00				
	201			\$50,001.00 to \$100,000.00	\$999.15	2%	\$1,019.14	
				For the 1st \$50,000.00 plus \$7.79 for ea. additional \$1,000.00, or fraction thereof, to and including \$100,000.00				
	202			\$100,001.00 to \$ 500,000.00	\$1,542.38	2%	\$1,573.23	
				For the 1st \$100,000.00 plus \$6.23 for ea. additional \$1,000.00, or fraction thereof, to and including \$500,000.00				
	203			\$500,001.00 to \$1,000,000.00	\$5,019.05	2%	\$5,119.43	
				For the 1st \$500,000.00 plus \$5.28 for ea. additional \$1,000.00, or fraction thereof, to and including \$1,000,000.00				
	204			\$1,000,001.00 and up	\$8,705.25	2%	\$8,879.36	
				For the 1st \$1,000,000.00 plus \$3.51 for ea. additional \$1,000.00, or fraction thereof				
				Other Inspections And Fees:				
	205			1. Inspections Outside Of Normal Business Hours (Per Hour) (Minimum Charge - Two Hours) [a]	\$72.95	2%	\$74.41	
	206			2. Reinspection Fees Accessed Under Provisions Of Section 305.8 (Per Hour) [a]	\$72.95	2%	\$74.41	
	207			3. Inspections For Which No Fee Is Specifically Indicated (Per Hour) (Minimum Charge - One-Half Hour) [a]	\$72.95	2%	\$74.41	
	208			4. Additional Plan Review Required By Changes, Additions Or Revisions To Plans (Per Hour) (Minimum Charge - One-Half Hour) [a]	\$72.95	2%	\$74.41	
	209			5. For Use Of Outside Consultants For Plan Checking And Inspections, Or Both [b]	Actual costs [b]	n/a	Actual costs [b]	
	210			[a] Or the total hourly cost to the jurisdiction, whichever is the greatest. This cost shall include supervision, overhead, equipment, hourly wages and fringe benefits of the employee involved. [b] Actual costs include administrative and overhead costs.				



City of Azusa
Schedule of Fees and Charges (Development-Related)
BUILDING AND SAFETY

Approved
1/19/2016

Approved
1/19/2017

Cost Per
S.F. Avg.

CPI
Sep'15-'16

Cost Per
S.F. Avg.

Notes

Svc Area	No.	Item	#	Description	S.F. Avg.	CPI Sep'15-'16	S.F. Avg.	Notes
S-3				Electrical Permit Fees				
	211			Area Fee Rate - Single Family Dwellings (Rate X Area/Sq Ft)	\$0.11	2%	\$0.12	
				Unit Fee Schedule (Note: Does Not Include Permit Issuance Fee)				
				Receptacle, Switch and Lighting, or other.				
				For receptacle, switch lighting, smoke detectors, or other outlets, at which current is used or controlled except services, feeders and meter:				
	212			First 20, each	\$1.75	2%	\$1.78	
	213			Additional outlets, each	\$1.16	2%	\$1.18	
				<i>(Note: For multi-outlet assemblies, each 5 ft. or fraction may be considered as 1 outlet.)</i>				
				Lighting Fixtures				
	214			For lighting fixtures, sockets, or other lamp holding devices:				
	215			First 20, each	\$1.75	2%	\$1.78	
	216			Additional fixtures, each	\$1.16	2%	\$1.18	
	217			For pole or platform mounted lighting fixtures, each	\$1.75	2%	\$1.78	
	218			For theatrical-type lighting fixtures or assemblies, each	\$1.75	2%	\$1.78	
				Residential Appliances				
	219			For fixed residential appliances or receptacle outlets for same, including wall-mounts, electric ovens, counter-mounted cooking tops, electric ranges, self-contained room, console, or through-wall air conditioners, space heaters, food waste grinders, dishwasher	\$8.15	2%	\$8.32	
				<i>(Note: For other types of air conditioners and other motor-driven appliances having larger electrical ratings, see Power Apparatus)</i>				
				Temporary Power Service				
	220			For a temporary service power pole or pedestal, including all pole or pedestal mounted receptacle outlets and appurtenances, each	\$34.92	2%	\$35.62	
	221			For a temporary distribution system and temporary lighting and receptacle outlets for construction sites, decorative lighting, Christmas tree sales lots, firework stands, sales booths, additional pole, etc., each	\$16.29	2%	\$16.62	
				Non-Residential Appliances				
	222			For residential appliances and self-contained, factory-wired, non-residential appliances not exceeding one (1) horsepower (HP), kilowatt (KW), Or kilovolt-ampere (KVA) in rating, including medical and dental devices, food, beverage, and ice cream cabinets	\$9.31	2%	\$9.50	
				Power Apparatus				
				For motors, generators, transformers, rectifiers, synchronous converters, capacitors, industrial heating, air conditioners and heat pumps, cooking or baking equipment, and other apparatus, as follows:				
				Rating in horsepower (HP), kilowatts (KW), kilovolt-amperes (KVA), Or kilovolt-amperes-reactive (KVAR)				
	223			Up to and including 1, each	\$9.31	2%	\$9.50	
	224			Over 1 and not over 10, each	\$16.29	2%	\$16.62	
	225			Over 10 and not over 50, each	\$41.91	2%	\$42.75	
	226			Over 50 and not over 100, each	\$83.81	2%	\$85.48	
	227			Over 100, each	\$139.69	2%	\$142.48	



City of Azusa
Schedule of Fees and Charges (Development-Related)
BUILDING AND SAFETY

Approved
1/19/2016

Approved
1/19/2017

Cost Per
S.F. Avg.

CPI
Sep'15-'16

Cost Per
S.F. Avg.

Svc Area	No.	Item	#	Description	Cost Per S.F. Avg.	CPI Sep'15-'16	Cost Per S.F. Avg.	Notes
				<i>Note: 1. For equipment or appliances having more than one motor, transformer, heater, etc., the sum of the combined rating may be used.</i>				
				<i>Note: 2. These fees include all switches, circuit breakers, contractors, thermostats, relays and other directly related control equipment.</i>				
				Busways				
	228			For trolley and plug-in type busways, each 100 feet or fraction thereof <i>(Note: an additional fee will be required for lighting fixtures, motors and other appliances that are connected to trolley and plug-in type busways.)</i>	\$23.28	2%	\$23.75	
				Signs, Outline Lighting, And Marquees				
	229			For signs, outline lighting systems, or marquees supplied from one branch circuit, each	\$34.92	2%	\$35.62	
	230			For additional branch circuits within the same sign outline lighting system, or marquee, each	\$11.63	2%	\$11.87	
				Services, Switchboards, Switchboard Sections, Motor Control Centers And Panelboards				
	231			For services, switchboards, switchboard sections, motor control centers and panelboards of 600 volts or less & not over 200 amperes in rating, each.	\$34.92	2%	\$35.62	
	232			For services, switchboards, switchboard sections, motor control centers and panelboards of 600 volts or less and not over 200 amperes 1,000 amperes in rating, each	\$69.85	2%	\$71.25	
	233			For services, switchboards, switchboard sections, motor control centers and panelboards over 600 volts or over 1,000 amperes in rating, each	\$162.97	2%	\$166.23	
				Miscellaneous Apparatus, Conduits And Conductors				
	234			For electrical apparatus, conduits and conductors for which a permit is required but for which no fee is herein set forth <i>(Note: This fee is not applicable when a fee is paid for one or more services, outlets, fixtures, appliances, power apparatus, busways, signs or other equipment.)</i>	\$34.92	2%	\$35.62	
				Private Swimming Pools				
	235			For new private, residential, inground swimming pools for single, or multi-family occupancies, including a complete system of necessary branch circuit wiring, bonding, grounding underwater lighting, water pumping and other similar electrical equipment	\$69.85	2%	\$71.25	
	236			For other types of swimming pools, therapeutic whirlpools, spas, hot tubs and alterations to existing swimming pools, each	\$46.57	2%	\$47.50	
				Carnivals And Circuses				
				Carnivals, circuses and other traveling shows or exhibitions utilizing transportable-type rides, booths, displays and attractions.				
	237			For electrical generators and electrical driven rides, each	\$34.92	2%	\$35.62	
	238			For mechanically driven rides and walk-through attractions or displays having electric lighting, each	\$13.97	2%	\$14.25	
	239			For a system of area and booth lighting, each	\$13.97	2%	\$14.25	
	240			For permanently installed rides, booths, displays, and attractions	\$13.97	2%	\$14.25	
				Other Inspections				
				For Inspection Of Electrical Equipment For Which No Fee Is Herein Set Forth, The Fee Shall Be Determined By The Building Official				



City of Azusa
Schedule of Fees and Charges (Development-Related)
BUILDING AND SAFETY

Svc Area			Approved 1/19/2016		Approved 1/19/2017		Notes
			Cost Per S.F. Avg.	CPI Sep'15-'16	Cost Per S.F. Avg.		
No.	Item	#	Description				
	S-4		Plumbing Fees				
241			Each plumbing fixture or trap or set of fixtures on one trap (including drainage, vent, water piping and backflow prevention devices therefore)	\$13.97	2%	\$14.25	
242			Each permanent type dishwasher whether individually trapped or not	\$13.97	2%	\$14.25	
243			Each industrial waste pretreatment interceptor including its trap & vent, except kitchen type grease interceptors functioning as fixtures traps	\$13.97	2%	\$14.25	
244			Each swimming pool drainage trap & receptor whether connected to a building drain or building sewer (water supply for pool not included)	\$13.97	2%	\$14.25	
245			Each gas piping system of 1 to 5 outlets or alteration or retest of existing gas piping system	\$13.97	2%	\$14.25	
246			Each additional outlet over five	\$3.50	2%	\$3.57	
247			Each gas pressure regulator other than appliance regulators	\$4.66	2%	\$4.75	
248			Each water heater and/or vent	\$13.97	2%	\$14.25	
249			Each solar potable water heating system, including water heater/vent	\$46.57	2%	\$47.50	
250			For repair or alteration of drainage and/or vent piping	\$13.97	2%	\$14.25	
251			Each piece of water-treating equipment and/or water piping installed without accompanying plumbing	\$13.97	2%	\$14.25	
252			Lawn sprinkler systems on 1 meter including backflow prevention devices	\$13.97	2%	\$14.25	
253			Backflow prevention devices on unprotected water supplied, pools, tanks, vats, etc. (including incidental water piping) 1 to 5	\$13.97	2%	\$14.25	
254			Any swimming pool piping associated with the construction, remodeling or repair of a swimming pool, spa and hot tub	\$38.80	2%	\$39.57	
255			Each additional device over five (5)	\$3.50	2%	\$3.57	
256			Each building drain installed without accompanying plumbing	\$13.97	2%	\$14.25	
257			For connection of a house sewer to a public sewer or the extension of a house lateral onto a lot for future use	\$39.57	2%	\$40.37	
258			For each house sewer manhole	\$39.57	2%	\$40.37	
259			Each installation of a section of house sewer for future use	\$25.60	2%	\$26.12	
260			For the connection of each additional bldg. or work to house sewer	\$25.60	2%	\$26.12	
261			For the connection of a house sewer to a private sewage disposal system	\$25.60	2%	\$26.12	
262			For each private sewage disposal system (septic tank & seepage pit or pits and/or drainfield)	\$81.48	2%	\$83.11	
263			For each cesspool, overflow seepage pit, percolation test pit, swimming pool drywell, or drainfield extension or replacement	\$39.57	2%	\$40.37	
264			For disconnection, abandonment, alteration or repair of any house sewer or private sewage disposal system or part thereof	\$25.60	2%	\$26.12	
265		#	Annual inspection of fat, oil and grease	\$160.00	n/a	\$160.00	



City of Azusa
Schedule of Fees and Charges (Development-Related)
BUILDING AND SAFETY

			Approved 1/19/2016		Approved 1/19/2017	
			Cost Per	CPI	Cost Per	
			S.F. Avg.	Sep'15-'16	S.F. Avg.	Notes
Svc Area	No.	Item # Description				
S-5		Mechanical Permit Fees				
		Installation, alteration or relocation of each refrigeration compressor or absorption unit, & each fuel burning furnace, heater, boiler, and vented decorative appliance including vents attached thereto:				
	266	Up to & including 100,000 BTU	\$23.28	2%	\$23.75	
	267	More than 100,000 BTU to & including 1,000,000 BTU	\$46.57	2%	\$47.50	
	268	More than 1,000,000 BTU	\$116.40	2%	\$118.73	
	269	For each air inlet & air outlet served by any air conditioning system	\$4.08	2%	\$4.17	
	270	For each 1,000 sq.ft. or fraction thereof of conditioned area	\$32.60	2%	\$33.25	
		<i>Note: when a permit is applied for and the total number of air inlets & air outlets is unknown, the fees shall be based on the sq.ft. of conditioned area.</i>				
	271	For the installation, relocation or replacement of each appliance vent installed and not included in an appliance permit	\$11.63	2%	\$11.87	
		For the installation or alteration of each air handling unit for air conditioning including ducts attached thereto:				
	272	Up to & including 2,000 CFM - each unit up to 10	\$11.63	2%	\$11.87	
	273	Each unit over 10	\$3.50	2%	\$3.57	
	274	More than 2,000 CFM to and including 10,000 CFM	\$34.95	2%	\$35.65	
	275	More than 10,000 CFM	\$58.20	2%	\$59.37	
		<i>Note: this fee shall not apply to an air handling unit which is a portion of a factory assembled air conditioned appliance for which a permit is required elsewhere in this code.</i>				
	276	For each evaporative cooler other than portable type	\$18.63	2%	\$19.00	
	277	For required ventilation fans which serve a single register:				
	278	Each fan up to 10	\$13.97	2%	\$14.25	
	279	Each fan over 10	\$4.66	2%	\$4.75	
	280	For each required ventilation system which is not a portion of any air conditioning system for which a permit is required elsewhere in this code	\$27.94	2%	\$28.50	
	281	For the installation or each commercial kitchen hood or spray booth served by mechanical exhaust, including the fans and ducts attached thereto	\$58.20	2%	\$59.37	
	282	For the installation of each fire damper	\$9.31	2%	\$9.50	
	283	Alteration of existing duct system where a permit is not required elsewhere	\$23.28	2%	\$23.75	
		<i>Note: 1) for refrigeration system rating one horsepower, one ton, or 12,000 BTU per hour shall mean the same quantity</i>				
		<i>note: 2) for steam boilers rated in boiler horsepower, one horsepower shall equal 50,000 BTU per hour</i>				



City of Azusa
Schedule of Fees and Charges (Development-Related)
BUILDING AND SAFETY

Approved
1/19/2016

Approved
1/19/2017

Cost Per
S.F. Avg. CPI
Sep'15-'16

Cost Per
S.F. Avg. Notes

Svc Area						
No.	Item	#	Description			
			Plan Check Fees			
284		#	Building Plan Check Fee - 85% Of Permit Fee - \$15.00 Minimum:			n/a
285		#	Electric Plan Check Fee - 80% Of Permit Fee - \$15.00 Minimum:			n/a
286		#	Energy Plan Check Fee - 10% Of Building Permit Fee:			n/a
287		#	Mechanical Plan Check Fee - 80% Of Permit Fee - \$15.00 Minimum:			n/a
288		#	Plumbing Plan Check Fee - 80% Of Permit Fee - \$15.00 Minimum:			n/a

= Fees not automatically adjusted for CPI change.



City of Azusa
Schedule of Fees and Charges (Development-Related)
BUILDING AND SAFETY

Svc Area			Approved 1/19/2016	CPI	Approved 1/19/2017	
No.	Item	# Description	Fee/Unit	Sep'15-'16	Fee/Unit	Notes
1	S-045	Grading Plan Check Fee	Variable	2%	Variable	
		<100 CY - \$865				
		100 - 1,000 CY - \$882.30 Plus \$14.28 Per 100 CY				
		1,000 - 10,000 CY - \$1010.82 Plus \$75.48 Per 1,000 CY				
		10,000 - 50,000 CY - \$1,690.14 Plus \$17.34 Per 1,000 CY				
		50,000+ CY - \$2,383.74 Plus \$235.62 Per 10,000 CY				
2	S-046	Grading Inspection	Variable	2%	Variable	
		<100 CY - \$345				
		100 -1,000 CY - \$351.90 Plus \$48.96 Per 100 CY				
		1,000 - 10,000 CY - \$792.54 Plus \$73.44 Per 1,000 CY				
		10,000 - 50,000 CY - \$1,453.50 Plus \$88.74 Per 1,000 CY				
		50,000+ CY - \$5,003.10 Plus \$581.40 Per 10,000 CY				
3		Grading Permit Fee - Based On Cubic Yards	\$170	2%	\$173	
4		Permit Fee For Changes To Original Permit:				
		< \$20,000	\$108	2%	\$110	
		\$20,001 to \$50,000	\$108	2%	\$110	
		\$50,001 to \$75,000	\$147	2%	\$150	
		\$75,001 to \$100,000	\$224	2%	\$228	
		\$100,001 to \$200,000	\$294	2%	\$300	
		\$200,000 to \$500,000	\$379	2%	\$387	
		\$500,001 and up	\$464	2%	\$473	
5		Special Site Inspection:	\$85	2%	\$87	
		Commercial (Minimum 2 Hours)	\$170	2%	\$173	
		Residential (Minimum 2 Hour)	\$170	2%	\$173	
		Residential (Non-Habitable Space) (Minimum 2 Hours)	\$162	2%	\$165	
6		Production Lot Plan Check - Per Lot	\$202	2%	\$206	
7		Occupancy Inspection Fee:				
		0-1 To 15,000 Sq Ft (1/2 Hour Of Technical Staff Time)	\$45	2%	\$46	
		15,000 Sq.Ft. On (1 Hour Of Technical Staff Time)	\$85	2%	\$87	
8		Bonds For Sign(s) (Refundable)	\$256	2%	\$261	
9		Demolition Permit Fee (Minimum 1 Hour)	\$99	2%	\$101	
10		Deputy Inspection Registration Fee (Deputy)	\$45	2%	\$46	
11		Emergency Inspection Fee (Minimum 1 Hours)	\$139	2%	\$142	
12		Hearing Officer	Actual Cost		Actual Cost	
13		Pre-Plan Check Submittal (Minimum 2 Hours)	\$177	2%	\$181	
14		Reinspection Fee (Minimum 1 Hour)	\$93	2%	\$95	
15		Room Addition Plan Check Fee (Minimum 2 Hours)	\$177	2%	\$181	
16		Trailer Coach	\$170	2%	\$173	
17		Trash Enclosure - \$10 for additional enclosure	\$69	2%	\$70	
18		Relocation Of Buildings:				
		0 to 2,000 sq.ft.	\$401	2%	\$409	
		2,001 to 5,000 sq.ft.	\$752	2%	\$767	
		5,001 sq.ft. and up	\$1,084	2%	\$1,106	
19		Plan Checking Fee:				
		Staff rates assessed against deposit.				
		Executive Staff - per hour	\$154	2%	\$157	



City of Azusa
Schedule of Fees and Charges (Development-Related)
BUILDING AND SAFETY

Svc Area			Approved 1/19/2016	CPI	Approved 1/19/2017	
No.	Item	# Description	Fee/Unit	Sep'15-'16	Fee/Unit	Notes
		Professional Staff - per hour	\$110	2%	\$113	
		Technical Staff (Plan Checker/Inspector) - per hour	\$93	2%	\$95	
20		On-Site Improvement Inspections:				
		\$2,000 deposit required for parking lot paving and miscellaneous testing				
		Professional Staff - Per Hour	\$110	2%	\$113	
		Rates applied against deposit				
		Technical Staff - Per Hour	\$93	2%	\$95	
		Rates applied against deposit				
21		Standard Plan Check Fee:				
		Professional Staff - Per Hour	\$110	2%	\$113	
		Technical Staff - Per Hour	\$93	2%	\$95	

= Fees not automatically adjusted for CPI change.

City of Azusa
Schedule of Fees and Charges (Development-Related)
PLANNING



No.	Svc Area	Item	#	Description	Approved	CPI	Approved	Fee	Type	Notes
					1/19/2016		1/19/2017			
					Fee/Unit	Sep'15-'16	Fee/Unit			
1	S-001			Zoning Clearance	\$77.50	2%	\$79		flat fee	
2	S-002			Design Review - Minor (over the counter)	\$1,849	2%	\$1,886		flat fee	
3	S-003			Staff Level Design Review:						
			#	a) Modifications to Existing Structures	\$350	n/a	\$350		flat fee	
				b) All Others	\$4,148	2%	\$4,231		flat fee	
4	S-004		#	Design Review - Major	\$10,000	n/a	\$10,000		deposit	[a]
5	S-005			Major Use Permit	\$5,414	2%	\$5,522		flat fee	
6	S-005A			Minor Use Permit	\$1,031	2%	\$1,052		flat fee	
7	S-006			Use Permit Modifications:					flat fee	
				a) Modifications To Major UP	\$2,720	2%	\$2,774		flat fee	
				b) Modifications To Minor UP	\$570	2%	\$581		flat fee	
8	S-008			Variance - Minor	\$1,395	2%	\$1,423		flat fee	
9	S-009			Variance						
			#	a) Involving Single-Family Structure	\$1,000	n/a	\$1,000		flat fee	
				b) All Others	\$5,198	2%	\$5,302		flat fee	
10	S-010		#	Zone Change	\$5,000	n/a	\$5,000		deposit	[a]
11	S-011		#	Development Code Amendment	\$5,000	n/a	\$5,000		deposit	[a]
12	S-012			Development Agreement						
			#	a) Development Agreement Deposit	\$10,000	n/a	\$10,000		deposit	[a]
			#	b) Annual Monitoring Deposit	\$5,000	n/a	\$5,000		deposit	[a]
13	S-013		#	General Plan Amendment	\$15,000	n/a	\$15,000		deposit	[a]
14	S-014		#	Specific Plan	\$10,000	n/a	\$10,000		deposit	[a]
15	S-015		#	Specific Plan Amendment	\$5,000	n/a	\$5,000		deposit	[a]
16	S-016			Tentative Parcel Map	\$7,608	2%	\$7,760		flat fee	
17	S-017			Tentative Tract Map:						
				a) 5-20 Lots	\$7,936	2%	\$8,095		flat fee	
				b) 20-50 Lots	\$9,250	2%	\$9,435		flat fee	
				c) 50-100 Lots	\$12,462	2%	\$12,711		flat fee	
				d) 100+ Lots	\$13,922	2%	\$14,200		flat fee	
18	S-018			Reversion To Acreage	\$2,577	2%	\$2,629		flat fee	
19	S-019			Lot Merger	\$1,608	2%	\$1,640		flat fee	
20	S-020			Environmental Categorical Exemption Rev.	\$310	2%	\$316		flat fee	
20	S-021			Environmental Initial Study	\$4,602	2%	\$4,694		flat fee	
21	S-023		#	Mitigated Negative Declaration	\$10,000	n/a	\$10,000		deposit	[a]
22	S-023		#	Environmental Impact Report Preparation	\$10,000	n/a	\$10,000		deposit	[a]
23	S-023		#	Environmental Impact Report Review	\$10,000	n/a	\$10,000		deposit	[a]
24	S-024		#	Mitigation Monitoring - CEQA Monitoring	\$5,000	n/a	\$5,000		deposit	[a]
25	S-025		#	Annexation	\$10,000	n/a	\$10,000		deposit	[a]
26	S-026			Condominium Conversion Map:						
				a) Map Fee	\$6,053	2%	\$6,174		flat fee	
				b) Plus Consultant Fee	Actual Cost	n/a	Actual Cost		flat fee	
27	S-027			Minor Sign Review	\$78	2%	\$80		flat fee	
28	S-028			Major Sign Review	\$853	2%	\$870		flat fee	
29	S-029			Zoning Letter:						
				a) Single Family Residential	\$155	2%	\$158		flat fee	
				b) Other	\$465	2%	\$474		flat fee	
30	S-030			Temporary Occupancy Review	\$539	2%	\$550		flat fee	
31	S-031			Temporary Use Permit						



City of Azusa
Schedule of Fees and Charges (Development-Related)
PLANNING

Svc Area			Approved 1/19/2016	CPI	Approved 1/19/2017	Fee	
No.	Item	# Description	Fee/Unit	Sep'15-'16	Fee/Unit	Type	Notes
		a) Temporary Use Permit Fee	\$500	2%	\$510	flat fee	
		b) Azusa Based Non-Profit Organizations	\$375	2%	\$383	flat fee	[b]
32	S-032	Continuance Processing	\$620	2%	\$632	flat fee	
33	S-033	Time Extension Review - Staff	\$465	2%	\$474	flat fee	
34	S-034	Time Extension Review - Planning Commission	\$1,046	2%	\$1,067	flat fee	
35	S-035	# Appeal To Planning Commission	\$500	n/a	\$500	flat fee	
36	S-036	# Appeal To City Council	\$1,000	n/a	\$1,000	flat fee	
37	S-15	Preliminary Plan Review	\$1,675	2%	\$1,709	flat fee	[c]
38	S-15A	Nonconforming Use Time Extension	\$775	2%	\$791	flat fee	
39	S-037	Certificate Of Compliance	\$1,368	2%	\$1,395	flat fee	
40	S-038	Street Name Processing W/O Map	\$1,329	2%	\$1,356	flat fee	
41	S-039	Street Re-Name Processing	\$1,794	2%	\$1,830	flat fee	
42	S-040	Building Address Processing W/O Map	\$864	2%	\$881	flat fee	
43	S-041	Building Re-Address Processing	\$620	2%	\$632	flat fee	
44	S-041A	Com Dev Newspaper Publication	Actual Cost	n/a	Actual Cost	flat fee	
45	S-044	Special Building Inspection (2 Hour Minimum)	\$155	2%	\$158	flat fee	
46		# Technology Enhancement (5% of permit and plan check fee)			5%	surcharge	

[a] Charges to be billed at fully-burdened hourly rates, including costs of outside service providers, if any. All costs recovered.

[b] Azusa-based non-profit organizations receive a 25% discount from standard TUP fee.

[c] Fee is per meeting. 50% of the fee for the first meeting is applied against future Planning/Engineering fee for the project.

= Fees not automatically adjusted for CPI change.



City of Azusa
Schedule of Fees and Charges (Development-Related)
ENGINEERING

No.	Svc Area	Item #	Description	Approved	CPI	Approved	Fee	Notes
				1/19/2016	Sep'15-'16	1/19/2017		
				Fee/Unit *		Fee/Unit *	Type	
1	S-047		Public/Private Improvement Plan Check:					
		#	a) \$0-\$100,000 Valuation (% of est construction cost)	3%	n/a	3%	flat fee	
		#	b) Next \$400,000 Valuation (% of est construction cost)	2.5%	n/a	2.5%	flat fee	
		#	c) > \$500,000 Valuation (% of est construction cost)	2%	n/a	2%	flat fee	
2	S-048		Public/Private Improvement Inspection:					
		#	a) \$0-\$100,000 Valuation (% of est construction cost)	5%	n/a	5%	flat fee	
		#	b) Next \$400,000 Valuation (% of est construction cost)	3.5%	n/a	3.5%	flat fee	
		#	c) > \$500,000 Valuation (% of est construction cost)	2%	n/a	2%	flat fee	
3	S-049		Final Parcel Map	\$1,049	2%	\$1,070	flat fee	
4	S-050		Final Tract Map					
			a) 5 - 10 Lots	\$2,372	2%	\$2,419	flat fee	
			b) 11 - 25 Lots	\$3,540	2%	\$3,611	flat fee	
			c) 26 - 50 Lots	\$5,000	2%	\$5,100	flat fee	
			d) 51 - 100 Lots	\$7,336	2%	\$7,483	flat fee	
			e) 101 - 150 Lots	\$8,212	2%	\$8,376	flat fee	
			f) > 150 Lots	\$9,964	2%	\$10,163	flat fee	
5	S-051		Easement Check	\$329	2%	\$335	flat fee	
6	S-052		Monument Inspection:					
			a) First Monument	\$292	2%	\$298	flat fee	
			b) Each Additional Monument	\$73	2%	\$74	flat fee	
7	S-053		Bond Processing	\$146	2%	\$149	flat fee	
8	S-055		Lot Line Adjustment	\$1,676	2%	\$1,710	flat fee	
9			Street Light Banner Installation/Removal	\$72	2%	\$73	flat fee	
10	S-056	#	Street/Right-of-Way Abandonment	\$2,000	n/a	\$2,000	deposit	[a]
11	S-056A		SUSMP/LID Plan Review	\$1,907	2%	\$1,945	flat fee	
12	S-056B		SWPPP Plan Review	\$1,752	2%	\$1,787	flat fee	
13	S-056B		BMP Review	\$292	2%	\$298	flat fee	
14	S-056C		Hydrology/Drainage Plan Review	\$1,752	2%	\$1,787	flat fee	
15	S-056C		Soils Review	\$292	2%	\$298	flat fee	
16	S-056C		Traffic Study Review	\$730	2%	\$745	flat fee	
17	S-057		Sidewalk/Curb/Gutter Encroachment					
			a) Up to 75 LF	\$438	2%	\$447	flat fee	
			b) Each Add'l 75 LF	\$146	2%	\$149	flat fee	
18	S-057A		Street Cut Encroachment					
			a) Up to 100 SF	\$438	2%	\$447	flat fee	
			b) Each Add'l 100 SF	\$146	2%	\$149	flat fee	
19	S-057B		Driveway Approach	\$365	2%	\$372	flat fee	
20	S-058		Obstruction Permit	\$146	2%	\$149	flat fee	
21	S-059		Transportation Permits (Oversized And/Or Overweight Trucks):					
		#	a) Single Trip/Rider	\$16	n/a	\$16	flat fee	[b]
		#	b) Annual Permit	\$90	n/a	\$90	flat fee	[b]
22	S-060	#	House Moving Permit	\$2,000	n/a	\$2,000	deposit	[a]
23	S-060A		Industrial Waste Permit					



**City of Azusa
Schedule of Fees and Charges (Development-Related)
ENGINEERING**

No.	Svc Area	Item	#	Description	Approved	CPI	Approved	Fee	Notes
					1/19/2016		1/19/2017		
					Fee/Unit *	Sep'15-'16	Fee/Unit *	Type	
				a) New/Modified	\$1,022	2%	\$1,042	flat fee	
				b) Renewal	\$292	2%	\$298	flat fee	
24	S-060B			Fats,Oils And Grease Program					
				a) New	\$511	2%	\$521	flat fee	
				b) Annual	\$219	2%	\$223	flat fee	
25	S-061			Sewer Saddle	\$438	2%	\$447	flat fee	
26				Sewer Dye Test	See Utility Fees				
27				Sewer Blockage Check	See Utility Fees				
28	S-062	#		Blueprint/Map Copy Service, Per Sheet (or actual outside costs)	\$20	n/a	\$20	flat fee	
29		#		Project Plans/Specifications - Plus \$10 If Mailed	\$50	n/a	\$50	flat fee	
30				Verification of Conditions	\$161	2%	\$164	flat fee	
31				Agreement And/Or Improvement Security, Each	\$213	2%	\$217	flat fee	
32				Extension Time For Improvement Agreement, Each	\$291	2%	\$297	flat fee	
33				Submittals in Excess of Three					
				a) Fourth Submittal	\$402	2%	\$410	flat fee	
				b) Sixth Submittal	\$1,409	2%	\$1,437	flat fee	
				c) Eighth And Each Subsequent Submittal	\$1,680	2%	\$1,714	flat fee	
34				Minor Land Division - Lot Split	\$595	2%	\$607	flat fee	
35				Recording Fee:					
		#		a) First Sheet	\$8	n/a	\$8	flat fee	
		#		b) Additional Sheets, Each	\$2	n/a	\$2	flat fee	
36				LDMA Surcharge (County Maps Only):					
		#		a) Tract Map	\$401	n/a	\$401	flat fee	
		#		b) Parcel Map	\$135	n/a	\$135	flat fee	
37		#		Expedited Plan Review	1.5x fee	n/a	1.5x fee	flat fee	
38		#		Consultant (Invoice + 36% Overhead)	Invoice + 30% O'H	n/a	Invoice + 30% O'H	flat fee	
39	S-6.5			Code Compliance Fee	\$37	2%	\$38	flat fee	
40	S-7	#		Landscape Design Standards (Over The Counter Sales)	\$6	n/a	\$6	flat fee	
41	S-18			City-Provided Tree Planting - One 15 Gallon Tree	\$109	2%	\$111	flat fee	
42				City-Provided Tree Planting - One 24" Box Tree	\$188	2%	\$192	flat fee	
43				Time Extension	\$73	2%	\$74	flat fee	
44	S-6.3			Engineering Hourly Rate for in-House Staff	\$146	2%	\$149	flat fee	
45		#		Technology Enhancement (5% of permit and plan check fee)			5%	surcharge	

* All amounts shown are base fees. Applicants are also be responsible for any consultant or other agency fees (e.g. LA County) incurred.

[a] Charges to be billed at fully-burdened hourly rates, including costs of outside service providers, if any. All costs recovered.

[b] Fee set to match CalTrans.

= Fees not automatically adjusted for CPI change.

City of Azusa
Schedule of Fees and Charges (Development-Related)
UTILITIES



No.	Svc Area	Item	#	Description	Approved	CPI	Approved	Fee	Type	Notes
					1/19/2016	Sep'15-'16	1/19/2017			
				Utility Services						
1		S-105		New Utility Account Setup:						
			#	a) Connect Fee	\$45	n/a	\$45		flat fee	
			#	b) Same Day Connection (7:00am-4:00pm)	\$35	n/a	\$35		flat fee	
			#	c) Same Day Connection (4:00pm-5:30pm)	\$85	n/a	\$85		flat fee	
			#	d) Fri 7am-8pm (Elec, Wtr, or Both)	\$105	n/a	\$105		flat fee	
			#	e) Sat, Sun Or Holiday 7am-8pm (Elec, Wtr, or Both)	\$205	n/a	\$205		flat fee	
			#	f) Positive Identification Check - \$1.25	\$1.25	n/a	\$1.25		flat fee	
2		S-106		Utility Delinquent Turn Off/On:						
			#	a) 7am-4pm	\$35	n/a	\$35		flat fee	
			#	b) 4pm-5:30pm	\$85	n/a	\$85		flat fee	
			#	c) Fri 7am-8pm (Elec, Wtr, or Both)	\$105	n/a	\$105		flat fee	
			#	d) Sat, Sun or Holiday 7am-8pm (Elec, Wtr, or Both)	\$205	n/a	\$205		flat fee	
			#	e) Late Payment Penalty, The Greater Amount Of Either:						
			#	i) Base Penalty Fee	\$7.50	n/a	\$7.50		flat fee	
			#	ii) Percent Of Total Outstanding Balance	5%	n/a	5%		flat fee	
3		S-107		Theft Of Water/Light Investigation:						
			#	a) Investigation Fee	\$500	n/a	\$500		flat fee	
			#	b) Damages And Estimated Usage	Actual Cost	n/a	Actual Cost		flat fee	
4		S-108		Water Pressure Test:						
			#	a) 1st Test Free Per Calender Year	\$0	n/a	\$0		flat fee	
			#	b) Additional Test	\$165	n/a	\$165		flat fee	[a]
			#	c) Main Line	\$400	n/a	\$400		flat fee	
5		S-109	#	Water Meter Test (Fully Allocated Hourly Rate)	Bill Hourly	n/a	Bill Hourly		per hour	
6		S-110		Water Quality Test:						
			#	a) Test Fee	\$125	n/a	\$125		flat fee	
			#	b) Plus Lab Costs	Actual Cost	n/a	Actual Cost		flat fee	
7		S-111	#	Flow Test	\$300	n/a	\$300		flat fee	
8		S-112		Temporary Meter Rental Services:						
			#	a) Meter Fee (Per Each Meter)	\$130	n/a	\$130		flat fee	
			#	b) Deposit	\$1,000	n/a	\$1,000		deposit	
9		S-113		New Water Meter Installation:						
			#	a) Installation Fee	\$250	n/a	\$250		flat fee	
			#	b) Plus Material Costs	Actual Cost	n/a	Actual Cost		deposit	
10		S-131D		Water Meter Fee:						
			#	a) 3/4"	\$272	n/a	\$290		flat fee	
			#	b) 1"	\$343	n/a	\$390		flat fee	
			#	c) 1.5"	\$485	n/a	\$600		flat fee	
			#	d) 2"	\$556	n/a	\$720		flat fee	
			#	e) > 2"	Dev/Owner Req'd to Procure	n/a	Dev/Owner Req'd to Procure		deposit	
11		S-131E	#	Jumper Fee (per service)	\$100	n/a	\$100		flat fee	
12		S-114		New Water Service Installation:						
			#	a) 3/4" - 1" Deposit	\$3,500	n/a	\$3,500		deposit	
			#	b) 2" Deposit	\$4,000	n/a	\$4,000		deposit	

City of Azusa
Schedule of Fees and Charges (Development-Related)
UTILITIES



Svc Area			Approved 1/19/2016	CPI	Approved 1/19/2017	Fee	
No.	Item	# Description	Fee/Unit	Sep'15-'16	Fee/Unit	Type	Notes
		# d) 4" Deposit	\$7,500	n/a	\$7,500	deposit	
		# e) 6" Deposit	\$9,500	n/a	\$9,500	deposit	
13	S-131H	Hot Tap Fee:					
		# a) 1"	\$300	n/a	\$300	flat fee	
		# b) 2"	\$300	n/a	\$300	[b]	
		# c) 4"	\$350	n/a	\$350	flat fee	
		# d) 6"	\$400	n/a	\$400	flat fee	
		# e) 8"	\$450	n/a	\$450	flat fee	
		# f) 10"	\$450	n/a	\$450	flat fee	
		# g) 12"	\$525	n/a	\$525	flat fee	
14	S-131C	Fire Service Installation:					
		# a) 4" Deposit	\$7,500	n/a	\$7,500	deposit	
		# b) 6" Deposit	\$9,500	n/a	\$9,500	deposit	
		# c) 8" Deposit	\$10,500	n/a	\$10,500	deposit	
		# d) 10" Deposit	\$11,500	n/a	\$11,500	deposit	
		# e) 12" Deposit	\$12,500	n/a	\$12,500	deposit	
15	S-131B	# Water Disconnection From The Mainline (Deposit)	\$3,200	n/a	\$3,200	deposit	
16	S-131F	# Fire Hydrant Relocation / Inspection Fee	\$1,500	n/a	\$1,500	flat fee	
17	S-131G	Traffic Incident Hit Hydrant Impact Fee:					
		# a) Impact Fee (Deposit)	\$1,500	n/a	\$1,500	flat fee	
		# b) Additional Cost Of Repair & Water Loss	Actual Cost	n/a	Actual Cost	flat fee	
18	S-115	# New Backflow Device Inspection Review	\$340	n/a	\$340	flat fee	
19	S-116	# Annual Backflow Device Inspection Review	\$80	n/a	\$80	flat fee	
20		Water Plan Check	\$200	0%	\$200	flat fee	
21		Water Improvement Inspection (per hour)	\$125	0%	\$125	per hour	
22		Will-Serve Letter	\$25	0%	\$25	flat fee	
23	S-117	# Water Service	Various	n/a	Various	variable	[b]
		No change to various rates based on service size and usage					
24	S-118	Sewer Blockage Check:					
		# a) Minimum Charge	\$500	n/a	\$500	deposit	
		# b) Fully Allocated Hourly Rates	Bill Hourly	n/a	Bill Hourly	deposit	
		# c) Charge If City Causes Blockage	\$0	n/a	\$0	flat fee	
25	S-119	# Sewer Dye Test	\$115	n/a	\$115	flat fee	
26	S-120	Emergency Sewage Spill Response:					
		# a) Spill Response	Actual Cost	n/a	Actual Cost	deposit	
		# b) Fully Allocated Hourly Rate For All Responding Personnel	Bill Hourly	n/a	Bill Hourly	deposit	
		# c) Charge If City Causes Spill	\$0	n/a	\$0	flat fee	
27	S-121	Wastewater Service:	Various	n/a	Various	variable	
28		Electric Plan Check	\$200	0%	\$200	flat fee	
29	S-122	Electric Meter Test:					
		# a) First Test Per Calender Year	\$0	n/a	\$0	flat fee	
		# b) Residential	\$160	n/a	\$160	flat fee	
		# c) Commercial	\$370	n/a	\$370	flat fee	
		# d) Industrial	\$440	n/a	\$440	flat fee	
30	S-123	Total Electrical Service Re-Install:					
		# a) Re-Install Fee	\$740	n/a	\$740	deposit	
		# b) Additional Materials	Actual Cost	n/a	Actual Cost	deposit	



City of Azusa
Schedule of Fees and Charges (Development-Related)
UTILITIES

No.	Svc Area	Item	#	Description	Approved	CPI	Approved	Fee	Notes
					1/19/2016	Sep'15-'16	1/19/2017		
					Fee/Unit		Fee/Unit	Type	
31	S-124			Additional Electric Span Install:					
			#	a) Install Fee	\$725	n/a	\$725	deposit	
			#	b) Plus Materials	Actual Cost	n/a	Actual Cost	deposit	
32	S-125			Temporary Electric Installation:					
			#	a) Install	\$740	0%	\$740	deposit	
			#	b) Additional Material Costs	Actual Cost	n/a	Actual Cost	deposit	
33	S-126			Temp Single Phase Transformer Installation:					
			#	a) Installation Fee (Minimum)	\$3,098	n/a	\$3,098	deposit	
			#	b) Additional Material Costs	Actual Cost	n/a	Actual Cost	deposit	
34	S-127			Temp Three Phase Transformer Installation:					
			#	a) Installation Fee (Minimum)	\$6,200	n/a	\$6,200	deposit	
			#	b) Additional Material Costs	Actual Cost	n/a	Actual Cost	deposit	
35	S-128			Electric Line Extension/Upgrade:					
			#	a) Extension/Upgrade	Actual Cost	n/a	Actual Cost	deposit	
			#	b) Fully Allocated Hourly Rates	Bill Hourly	n/a	Bill Hourly	deposit	
36	S-129			Electric Services	Various	n/a	Various	variable	[b]
37	S-130		#	Banner Installation	\$580	n/a	\$580	flat fee	
38	S-131		#	After Hours Standby/Call Out (2 Hour Minimum	Bill Hourly	n/a	Bill Hourly	deposit	
39	S-131A		#	Inspection Rate (Per Hour)	Bill Hourly	n/a	Bill Hourly	deposit	
40	S-131			Water System Development Fees:					
			a)	Residential					
				Per Dwelling Unit	\$1,945	2%	\$1,984	flat fee	
			b)	Commercial					
				Per SF	\$0.89	2%	\$0.91	flat fee	
			c)	Industrial					
				Per SF	\$0.38	n/a	\$0.39	flat fee	
			d)	School					
				Flat Fee	\$7,538	2%	\$7,689	flat fee	
			e)	Park					
				Flat Fee	\$3,450	2%	\$3,519	flat fee	
41	S-131			Water System Annexation Fees:					
			a)	Residential					[a]
				Per Dwelling Unit	\$847	2%	\$864	[b]	
			b)	Commercial					
				Per SF	\$0.38	2%	\$0.39	flat fee	
			c)	Industrial					
				Per SF	\$0.16	2%	\$0.16	flat fee	
			d)	School	\$3,284	2%	\$3,350	flat fee	
			e)	Park	\$1,503	2%	\$1,533	flat fee	

= Fees not automatically adjusted for CPI change.

[a] Test fee refunded if there is a system problem.

[b] Rate varies depending on type of services and usage, time of year, and time of day.

City of Azusa
Schedule of Fees and Charges (Development-Related)
COMMUNITY IMPROVEMENT



Svc Area			Approved 1/19/2016	CPI	Approved 1/19/2017	
No.	Item	# Description	Fee/Unit	Sep'15-'16	Fee/Unit	Notes
1	S-063	Real Property Records Report				
		a) Condominium/Townhouses	\$98	2%	\$100	
		b) Vacant/Unimproved Land	\$197	2%	\$201	
		c) Single Family Dwellings	\$197	2%	\$201	
		d) Multi-Family Dwelling				
		i) Per Parcel, First Unit	\$197	2%	\$201	
		ii) Each Add'l Unit	\$11	2%	\$11	
		e) Commercial Properties	\$197	2%	\$201	
2	S-064	Residential Rental Housing Registration And Inspection:				
		a) Per Parcel - Includes First Unit	\$114	2%	\$116	
		i) Additional Unit	\$7	2%	\$7	
		b) Reinspection	\$85	2%	\$87	
3		Abandoned and Vacant Property Registration Fee			\$500	
4	S-032.5	Weed Abatement Inspection (Processing and Referring)	\$329	2%	\$336	
5	S-95.1	# Recovery and Storage of Abandoned Shopping Carts	\$12	n/a	\$12	
6	S-066	# Appeal/Hearing	\$110	n/a	\$110	
7	S-065	Lien Release				
		# a) Substandard	\$100	n/a	\$100	
		# b) Admin Fine	\$80	n/a	\$80	
8	S-066C	Code Enforcement Fines				
		# a) First Offense	\$100	n/a	\$100	
		# b) Second Offense	\$250	n/a	\$250	
		# c) Third Offense	\$500	n/a	\$500	
9		Technology Enhancement (5% of permit and plan check fee)			5%	

= Fees not automatically adjusted for CPI change.



City of Azusa
Schedule of Fees and Charges (Development-Related)
FIRE SAFETY

Svc Area			Approved 1/19/2016	CPI	Approved 1/19/2017	
No.	Item	# Description	Fee/Unit	Sep'15-'16	Fee/Unit	Notes
	S-1.1	Fire Safety (Per Hour)				
1		Fire Plan Check	\$105	2%	\$107	
2		Fire Alarm System	\$105	2%	\$107	
3		Fire Extinguisher Service	\$105	2%	\$107	
4		Flammable Storage	\$105	2%	\$107	
5		Hood System	\$105	2%	\$107	
6		Spray Booths	\$105	2%	\$107	
7		Subdivision Plan Checking	\$105	2%	\$107	
		Fire Permit Fees				
8		Occupancy Inspection - Per Hour	\$105	2%	\$107	
9		Christmas Tree Lot Inspection - Per Hour	\$105	2%	\$107	
10		Circus/Carnival Inspection - Minimum 2 Hours	\$210	2%	\$214	
11		Flammable Liquid Tank Site Inspection - Minimum 3 Hours	\$314	2%	\$320	
12		Liquid Petroleum Gasses - Per Hour	\$105	2%	\$107	
13		Magnesium Working - Minimum 2 Hours	\$210	2%	\$214	
14		Motor Vehicle Repair Garages - Per Hour	\$105	2%	\$107	
15		Oxygen System Installation - Minimum 2 Hours	\$210	2%	\$214	
16		Storage/Handling Flammable Liquids - Minimum 2 Hours	\$210	2%	\$214	
17		Underground Tank Installation - Minimum 4 Hours	\$420	2%	\$429	
18		Underground Tank Removal - Minimum 3 Hours	\$314	2%	\$320	
19		Fireworks Stands - Minimum ½ Hour	\$53	2%	\$54	
20		Metal Foundry - Minimum 2 Hours	\$210	2%	\$214	
21		Places Of Assembly - Minimum 2 Hours	\$210	2%	\$214	
22		Pyrotechnical Special Effects - Per Hour	\$105	2%	\$107	
23		Public Rifle/Gun Ranges - Minimum 2 Hours	\$210	2%	\$214	
24		Tire Storage Areas In Excess Of 1,000 Cu. Ft. - Per Hour	\$105	2%	\$107	
25		Automobile Dismantling/Storage Yards - Minimum 2 Hours	\$210	2%	\$214	
26		Commercial Woodworking Facilities With Dust Collection Systems Greater Than 25 Gallons - Minimum 2 Hours	\$210	2%	\$214	
27		Educational/Daycare Centers - Minimum 3 Hours	\$314	2%	\$320	
		Miscellaneous Fire Fees (Per Hour)				
28		Residential Inspection Per Sec. 13146.2 Of H&S Code	\$105	2%	\$107	
29		Engine Company Standby	\$105	2%	\$107	
30		Hazardous Materials Response	\$105	2%	\$107	
31		Special Inspections	\$105	2%	\$107	
32		Weed Abatement (Processing & Referral)	\$105	2%	\$107	

City of Azusa
Schedule of Fees and Charges (Municipal Activities and Services)
POLICE



Svc Area			Approved 1/19/2016	CPI	Approved 1/19/2017	
No.	Item	# Description	Fee/Unit	Sep'15-'16	Fee/Unit	Notes
1	S-067	# Noise Disturbance Response Full Cost Recovery After 2nd Response	Variable	n/a	Variable	
		Alarm Users				
		Alarm Fees				
2	S-068	Alarm Registration and Renewal				
		# a) Registration and Renewal	\$25	n/a	\$25	
		# b) Senior Residential 65+, Permanently Disabled, or Low Income	\$12	n/a	\$12	
3		# Appeal Fee, per request	\$25	n/a	\$25	
		Alarm Fines				
4		# Registration Late Charge	\$25	n/a	\$25	
5		# Alarm Fee Late Charge - All fees and fines late	\$25	n/a	\$25	
6		# Reinstatement Fee	\$100	n/a	\$100	
7		# Automatic Dialing Device	\$100	n/a	\$100	
8		# Audible Alarm Violation	\$100	n/a	\$100	
9		Burglar False Alarm Response - Registered Alarm:				
		# a) First Response (fee may be waived with online school attendance)	\$50	n/a	\$50	
		# b) Second Response	\$75	n/a	\$75	
		# c) Third Response	\$125	n/a	\$125	
		# d) Fourth Response	\$175	n/a	\$175	
		# e) Fifth Response	\$225	n/a	\$225	
		# f) Six or More	\$275	n/a	\$275	
10		Burglar False Alarm Response - Non-registered Alarm Site:				
		# a) First Response	\$150	n/a	\$150	
		# b) Second Response	\$175	n/a	\$175	
		# c) Third Response	\$225	n/a	\$225	
		# d) Fourth Response	\$275	n/a	\$275	
		# e) Fifth Response	\$325	n/a	\$325	
		# f) Six or More	\$375	n/a	\$375	
11		Robbery/Panic False Alarm Response (Resid/Comm) Permit Holder				
		# a) Per Response	\$100	n/a	\$100	
12		Robbery/Panic False Alarm Response (Resid/Comm) Non-Permit Holder				
		# a) First Response	\$150	n/a	\$150	
		# b) Second Response	\$175	n/a	\$175	
		# c) Third Response	\$225	n/a	\$225	
		# d) Fourth Response	\$275	n/a	\$275	
		# e) Fifth Response	\$325	n/a	\$325	
		# f) Six or More	\$375	n/a	\$375	
13		Operating Suspended Alarm System				
		# a) One	\$200	n/a	\$200	
		# b) Two or More	\$300	n/a	\$300	
		Alarm Company				
		Alarm Fines				
14		# Failure to Report New Install	\$50	n/a	\$50	
15		# Failure to Report Disconnect	\$50	n/a	\$50	
16		# False Alarm Caused by Alarm Company	\$100	n/a	\$100	
17		# Employee False Statement	\$200	n/a	\$200	
18		# Failure to Use Enhanced Call Verification Procedures	\$100	n/a	\$100	
19		# All Late Charges	\$25	n/a	\$25	

City of Azusa
Schedule of Fees and Charges (Municipal Activities and Services)
POLICE



Svc Area			Approved 1/19/2016	CPI	Approved 1/19/2017	
No.	Item	# Description	Fee/Unit	Sep'15-'16	Fee/Unit	Notes
20		# Suspension Reinstatement Fee and Mailing Costs	\$200	n/a	\$200	
		a) Additional Fee Per Customer, if Contacted	\$10	2%	\$10.20	
		Alarm Fee				
21		# Appeal Fee, per request	\$25	n/a	\$25	
22	S-069	# DUI Accident Response Investigation	Variable	n/a	Variable	
		Charge At Fully Allocated Hourly Rates. Not to exceed \$12,000 per incident by State Law.				
23	S-070	Equipment Citation Verification				
		# a) Citation Issued by Azusa PD	\$15	n/a	\$15	
		# b) Citation Issued by Other PD	\$15	n/a	\$15	
24	S-071	Vehicle VIN Verification	\$44	2%	\$45	
25	S-072	Public Safety At Special Events:				
		a) Officer - Per Hour	\$135	2%	\$138	
		b) Reserve Officer	\$38	2%	\$39	
26	S-072A	# Booking Services	\$135	n/a	\$135	
27	S-073	Entertainment Permit:				
		a) Temporary	\$301	2%	\$307	
		b) Regular	\$1,204	2%	\$1,228	
		c) Renewal	\$1,204	2%	\$1,228	
28	S-074	Dance Permit:				
		a) One Time	\$48	2%	\$49	
		b) Annual	\$48	2%	\$49	
29	S-074A	Pawn Shop Permit	\$1,495	2%	\$1,525	
30	S-074B	Massage Parlor Permit	\$553	2%	\$564	
31	S-074C	Carnival Worker Permit	\$153	2%	\$156	
32	S-075	Vehicle Impound Fees				
		# a) Standard Release	\$150	n/a	\$150	
		# b) DUI Release	\$400	n/a	\$400	
33	S-076	# Repossessed Vehicle Release	\$15	n/a	\$15	[a]
34	S-077	# Police Records Check/Clear Letter	\$25	n/a	\$25	
35	S-078	# Immigration Letters	\$25	n/a	\$25	
36	S-079	# Public Safety Application Background Check	n/a	n/a	n/a	
37	S-081	# Photograph Service Fee (Cost of CD is included)	\$10	n/a	\$10	
38	S-082	Video/Audio Tape/Cd Reproduction:				
		# a) Dispatch Tape (911 Tape)	\$110	n/a	\$110	
		# b) Video/Audio Reproduction	\$85	n/a	\$85	
39	S-083	Police Incident/Crime Report Copy:				
		# a) Document <4 Pages In Length	\$0.00	n/a	\$0.00	
		# b) First Sheet (>4 Page Document)	\$0.65	n/a	\$0.65	
		# c) Each Additional Sheet (>4 Page Document)	\$0.20	n/a	\$0.20	
40	S-084	Special Computer Search - Per Hour	\$93	2%	\$95	
41	S-085	Civil Subpoena Processing				
		# a) Subpoena Processing Fee (Per Request)	\$20	n/a	\$20	
		# b) Additional Reproduction Cost	Actual Cost	n/a	Actual Cost	
		# c) Additional Deposit + Travel (Per Day, Regulated Fee)	\$275	n/a	\$275	

City of Azusa
Schedule of Fees and Charges (Municipal Activities and Services)
POLICE



Svc Area			Approved 1/19/2016	CPI	Approved 1/19/2017	
No.	Item	# Description	Fee/Unit	Sep'15-'16	Fee/Unit	Notes
42	S-086	Duces Tecum Subpoena Processing				
		# a) Subpoena Processing Fee (Per Request)	\$15	n/a	\$15	
		# b) Additional Reproduction Cost	Actual Cost	n/a	Actual Cost	
43	S-087	Animal Regulation, As Per Ordinance:				
		# a) Dog License - Unaltered- 1 Year License	\$60	n/a	\$60	
		# b) Dog License - Altered - 1 Year License	\$20	n/a	\$20	
		# c) Senior Rate - 1 Pet Altered	\$7.50	n/a	\$8	
		# d) Duplicate	\$10	n/a	\$10	
		# e) Delinquency Charge	Equal to License Fee	n/a	Equal to License Fee	
		# f) Field Enforcement (licensing initiated in the the field)	\$40	n/a	\$40	
		Voluntary Cat Licenses				
		# a) One Year - Altered	\$5	n/a	\$5	
		# b) One Year - Unaltered	\$10	n/a	\$10	
		# c) Microchip - With Licensing Of Altered Pet	Free	n/a	Free	
	S-020	Vehicle Code Enforcement				
44		# Improper Display Of License Plates (CVC 5200(a))	\$48	n/a	\$48	
45		# Improper Display Of Tabs (CVC 5204(a))	\$73	n/a	\$73	
46		# Blkg. Driveway/Garage Entrance (CVC 22500(e))	\$48	n/a	\$48	
47		# No Parking On Sidewalk (CVC 22500(f))	\$50	n/a	\$50	
48		# No Parking Alongside Pkd. Veh./DbI.Pkg. (CVC 22500(h))	\$38	n/a	\$38	
49		# Blkg. Disabled Access Ramp (CVC 22500(l))	\$263	n/a	\$263	
50		# Fire Accessway/Fire Lane (CVC 22500.1)	\$68	n/a	\$68	
51		# Parking 18 Inches Form Curb/Wrong Way (CVC 22502(a), AMC 74-441)	\$48	n/a	\$48	
52		# Parking In Disabled Zone (CVC 22507.8(a))	\$343	n/a	\$343	
53		# Blk./Obstruct Disabled Zone (CVC 22507.8(b))	\$338	n/a	\$338	
54		# Parking On Disabled Crosshatch (CVC 22507.8(c)(2))	\$338	n/a	\$338	
55		# Fire Hydrant (CVC 22514)	\$48	n/a	\$48	
	S-021	Parking Enforcement				
56		# Parking In Excess Of 72 Hours (AMC 74-438(a))	\$38	n/a	\$38	
57		# Parking For Purpose Of Sale (AMC 74-439(1))	\$63	n/a	\$63	
58		# Not Parked Within Painted Lines (AMC 74-443)	\$28	n/a	\$28	
59		# Red Curb (AMC 74-449(a)(1))	\$51	n/a	\$51	
60		# No Parking In Alley (AMC 74-450)	\$52	n/a	\$52	
61		# 18" From Curb Or Facing Wrong Way (AMC 74-441, CVC 22502(a))	\$51	n/a	\$51	
62		# Prohibited By Signs / Markings (AMC 74-446)	\$51	n/a	\$51	
63		# Limited Or Prohibited Parking (AMC 74-453)	\$51	n/a	\$51	
64		# Parking on Private Property Without Consent (AMC 74-463 (b))	\$38	n/a	\$38	
65		# Commercial Veh. Over 10,000 Lbs. +/-Over 60 Minutes (AMC 74-466)	\$85	n/a	\$85	
66		# Detached Trailer On Street (AMC 74-466 (B))	\$68	n/a	\$68	
67		# Parking On Front Yard Prohibited (AMC 74-468)	\$38	n/a	\$38	
68	S-022	# General Code Enforcement	Actual Cost	n/a	Actual Cost	
69		# Impound & Collision Tow Service-Per Hr. (Minimum 1 Hr.)	Variable	n/a	Variable	
70		Storage Fees - Per Day				
		# a) Automobiles And Light Trucks	Variable	n/a	Variable	
		# b) Trucks Over 1 Ton	Variable	n/a	Variable	
		# c) Semi-Truck And Trailer	Variable	n/a	Variable	
		# d) Motorcycle	Variable	n/a	Variable	
71	S-025	# Accident Report Investigation. Fee Set By State Law.	\$20	n/a	\$20	

City of Azusa
Schedule of Fees and Charges (Municipal Activities and Services)
POLICE



Svc Area			Approved 1/19/2016	CPI	Approved 1/19/2017	
No.	Item	# Description	Fee/Unit	Sep'15-'16	Fee/Unit	Notes
72	S-027	# Alarm Monitoring Service	Actual Cost	n/a	Actual Cost	
73	S-028	# Jail	\$104	n/a	\$104	
74	S-032.1	# Court Order Custody Reimbursement Fee Per 24-Hour Period Or Fraction Thereof	\$104	n/a	\$104	
75	S-032.4	# Paramedic Service	Actual Cost	n/a	Actual Cost	
76	S-032.5	Traffic Collision Report				
		# a) Injury	\$25	n/a	\$25	
		# b) Non-Injury	\$12	n/a	\$12	
77		Comm Svc Officer Special Event Fees (Per Hour)	\$96	2%	\$98	
78		Police Aide Special Event Fees (Per Hour)	\$23	2%	\$23	

[a] Fee set by State.

= Fees not automatically adjusted for CPI change.

City of Azusa
Schedule of Fees and Charges (Municipal Activities and Services)
ADULT BUSINESSES



Svc Area		Approved 1/19/2016	CPI	Approved 1/19/2017		
No.	Item	Description	Fee/Unit	Sep'15-'16	Fee/Unit	Notes
		<u>Business Licenses</u>				
1		Adult-oriented business license:				
	#	a) License Fee	See Business License	n/a	See Business License	
	#	b) Partial Payment of Fees - Additional Charge	\$16	n/a	\$16	
2		Adult Business License Application Fee:				
	#	a) Application Fee	\$190	n/a	\$190	
	#	b) Partial Payment of Fees - Additional Charge	\$16	n/a	\$16	
3		Initial Business License Fee:				
	#	a) Initial License Fee	See Business License	n/a	See Business License	
	#	b) Partial Payment of Fees - Additional Charge	\$16	n/a	\$16	
4		Annual Renewal Fee:				
	#	a) Renewal Fee	\$39	n/a	\$39	
	#	b) Partial Payment of Fees - Additional Charge	\$16	n/a	\$16	
5		Adult Business License Appeal Fee:				
	#	a) License Appeal Fee	\$2,537	n/a	\$2,537	
	#	b) Partial Payment of Fees - Additional Charge	\$16	n/a	\$16	
6	#	Live Entertainer License	Actual time spent at hourly rate of involved City staff, charged against \$2,500 initial deposit	n/a	Actual time spent at hourly rate of involved City staff, charged against \$2,500 initial deposit	
7	#	Figure Model License	Actual time spent at hourly rate of involved City staff, charged against \$2,500 initial deposit	n/a	Actual time spent at hourly rate of involved City staff, charged against \$2,500 initial deposit	
8	#	Live Entertainer/Figure Model License Renewal	Actual time spent at hourly rate of involved City staff, charged against \$2,500 initial deposit	n/a	Actual time spent at hourly rate of involved City staff, charged against \$2,500 initial deposit	
		<u>Planning</u>				
1	#	Interim Adult Use Planning Permit	Actual time spent at hourly rate of involved City staff, charged against \$5,000 initial deposit	n/a	Actual time spent at hourly rate of involved City staff, charged against \$5,000 initial deposit	
2	#	Final Adult Use Planning Permit	Actual time spent at hourly rate of involved City staff, charged against \$5,000 initial deposit	n/a	Actual time spent at hourly rate of involved City staff, charged against \$5,000 initial deposit	
3	#	Extension Of Amortization	Actual time spent at hourly rate of involved City staff, charged against \$5,000 initial deposit	n/a	Actual time spent at hourly rate of involved City staff, charged against \$5,000 initial deposit	

City of Azusa
Schedule of Fees and Charges (Municipal Activities and Services)
BUSINESS LICENSES



No.	Svc Area	Item	#	Description	Approved	CPI	Approved	Notes
					1/19/2016	Sep'15-'16	1/19/2017	
					Fee/Unit		Fee/Unit	
1	S-133			Application Fee - New Business				
			#	a) Outside Contractor	\$56	n/a	\$56	
			#	b) Reinstate Outside Contractor	\$43	n/a	\$43	
			#	c) Rental Business	\$56	n/a	\$56	
			#	d) All Others	\$187	n/a	\$187	
2			#	First Offense Administrative Penalty For Business License Related Violations	\$250	n/a	\$250	
3	S-134		#	Home Occupation Permit	\$93	n/a	\$93	
4	S-135		#	New Taxi/Tow Truck Permit	\$574	n/a	\$574	
5	S-136		#	Massage Parlor Technician Permit	\$1,105	n/a	\$1,105	
			#	Massage Business Operators Permit	\$2,159	n/a	\$2,159	
			#	Massage Facility Inspection	\$266	n/a	\$266	
6	enter, and		#	Application Fee - Renewal	\$23	n/a	\$23	
7			#	Field Collection Fee On Delinquent Accounts	\$28	n/a	\$28	
8			#	Partial Payment Of Fees - Additional Charge	\$15	n/a	\$15	
9	S-138		#	Business License Duplicates	\$14	n/a	\$14	
10	S-139		#	Printouts Of Business License Lists	\$22	n/a	\$22	
11	S-140			Solicitor Permit-All				
			#	a) 1st Solicitation	\$62	n/a	\$62	
			#	b) Each Additional Permit	\$41	n/a	\$41	
12	S-141		#	Yard Sale Permit	Not Required	n/a	Not Required	[a]
13	S-142		#	Bingo Permit	\$50	n/a	\$50	
14	S-143		#	Fireworks Stand Permit	\$355	n/a	\$355	
15	S-96		#	Filming Or Other Use Of City Facilities - Per Day	\$1,342	n/a	\$1,342	
				25% Discount for Azusa-based nonprofit organizations				
16			#	Filming On Private Property	\$300	n/a	\$300	
17	S-97		#	Registration Fee For Non-Profit Businesses Within A Commercial Building (i.e. banks, schools, etc.)	\$44	n/a	\$44	

[b] Ordinance No. 07-05, Approved By Council On 05/07/07

= Fees not automatically adjusted for CPI change.

City of Azusa
Schedule of Fees and Charges (Municipal Activities and Services)
RECREATION



No.	Svc Area Item	#	Description	Approved	CPI	Approved	Notes
				1/19/2016 Fee/Unit	Sep'15-'16	1/19/2017 Fee/Unit	
	S-33		Aquatics Program				
1			Swimming Lessons:				
		a)	Children/Group				
		i)	25 Minutes	\$31	2%	\$32	
		ii)	40 Minutes	\$41	2%	\$42	
		b)	Children/Private	\$31	2%	\$32	
		c)	Adult/Group				
		i)	25 Minutes	\$31	2%	\$32	
		ii)	40 Minutes	\$41	2%	\$42	
		d)	Adult/Private	\$31	2%	\$32	
2			Swimming Team:				
		a)	1st Session (Includes Shirts And Swim Cap)				
		i)	First Child (Same Family)	\$65	2%	\$66	
		ii)	Additional Child (Same Family)	\$55	2%	\$56	
		b)	2nd Session				
		i)	First Child (Same Family)	\$55	2%	\$56	
		ii)	Additional Child (Same Family)	\$45	2%	\$46	
3			Water Exercise - Adults	\$40	2%	\$41	
4			Lifeguard Training Class	\$125	2%	\$128	
5			Aqua Zumba	\$20	2%	\$20	
6	S-34		Recreation Swimming - Day Swim:				
		#	a) 12 Years Old & Under Includes Slide	\$0.50	n/a	\$0.50	
		#	b) Teens - Up To 17 Years Includes Slide	\$2	n/a	\$2	
		#	c) Seniors - 50 years And Older	\$1	n/a	\$1	
		#	d) Adults - 18 Years And Older Includes Slide	\$2	n/a	\$2	
		#	e) Lap Swim - Adult 18 And Over	\$2	n/a	\$2	
		#	f) Lap Swim - Seniors	\$0.50	n/a	\$0.50	
7			Recreation Swimming - Season Pass:				
		a)	Children - 12 Years Old & Under	\$31	2%	\$32	
		b)	Teens - Up To 17 Years	\$41	2%	\$42	
		c)	Seniors - 50 Years And Older	\$41	2%	\$42	
		d)	Adults - 18 Years And Older	\$51	2%	\$52	
8	S-35		Swimming Pool Rental (2 Hours):				
		a)	1-100 People	\$350	2%	\$357	
		b)	101-250 People	\$450	2%	\$459	
		c)	251-350 People	\$550	2%	\$561	
		d)	Swimming Pool Rental Deposit (Refundable)	\$200	2%	\$204	
		e)	Additional - Water Slide	\$100	2%	\$102	
		f)	Water Slide Rental Deposit (Refundable)	\$50	2%	\$51	
		g)	Non- Resident Fee (Additional)	\$150	2%	\$153	
9	S-36	#	Leisure Classes	Varies	n/a	Varies	
	S-38		Adult Sports Programs				*
10			Adult Baseball:				
		a)	Weeknights	\$450	2%	\$459	
		b)	Weekends	\$500	2%	\$510	
11			Adult Softball	\$300	2%	\$306	
12			Adult Basketball	\$350	2%	\$357	
13			Adult Volleyball	\$185	2%	\$189	

City of Azusa
Schedule of Fees and Charges (Municipal Activities and Services)
RECREATION



No.	Svc Area	Item	#	Description	Approved	CPI	Approved	Notes
					1/19/2016	Sep'15-'16	1/19/2017	
					Fee/Unit		Fee/Unit	
14				Golf Tournament	\$125	4%	\$130	
15				Adult Flag Football	\$300	2%	\$306	
16				Adult Futsal (Indoor Soccer)	\$185	2%	\$189	
17				Adult Kickball	\$185	2%	\$189	
	S-41			Youth Sports Programs				*
18				Pony Baseball:				
				a) Regular Fee	\$75	2%	\$77	
				b) Additional Child - Same Family	\$65	2%	\$66	
19				Winter Pony Baseball:				
				a) Regular Fee	\$45	2%	\$46	
				b) Additional Child - Same Family	\$40	2%	\$41	
20				Mighty-Mite Baseball (T-Ball/Coach Pitch):				
				a) Regular Fee	\$45	2%	\$46	
				b) Additional Child - Same Family	\$40	2%	\$41	
21				Mighty-Mite Basketball:				
				a) Regular Fee	\$45	2%	\$46	
				b) Additional Child - Same Family	\$40	2%	\$41	
22				Mighty-Mite Flag Football:				
				a) Regular Fee	\$45	2%	\$46	
				b) Additional Child - Same Family	\$40	2%	\$41	
23				Mighty-Mite Soccer:				
				a) Regular Fee	\$45	2%	\$46	
				b) Additional Child - Same Family	\$40	2%	\$41	
24				Flag Football (T-Shirt Uniforms):				
				a) New	\$30	2%	\$31	
				b) Returning	\$25	2%	\$26	
				c) Additional Child - Same Family - New	\$25	2%	\$26	
				d) Additional Child - Same Family - Returning	\$20	2%	\$20	
25				Basketball (T-Shirt Uniforms):				
				a) New	\$30	2%	\$31	
				b) Returning	\$25	2%	\$26	
				c) Additional Child - Same Family - New	\$25	2%	\$26	
				d) Additional Child - Same Family - Returning	\$20	2%	\$20	
26				Summer Basketball (Include Uniform):				
				a) Regular Fee	\$50	2%	\$51	
				b) Additional Child - Same Family	\$45	2%	\$46	
27				Volleyball (T-Shirt Uniforms):				
				a) New	\$35	2%	\$36	
				b) Returning	\$30	2%	\$31	
				c) Additional Child - Same Family - New	\$30	2%	\$31	
				d) Additional Child - Same Family - Returning	\$25	2%	\$26	
28				Soccer (T-Shirt Uniforms):				
				a) New	\$30	2%	\$31	
				b) Returning	\$25	2%	\$26	
				c) Additional Child - Same Family - New	\$25	2%	\$26	
				d) Additional Child - Same Family - Returning	\$20	2%	\$20	
				Athletic Field Rental				*

City of Azusa
Schedule of Fees and Charges (Municipal Activities and Services)
RECREATION



No.	Svc Area	Item #	Description	Approved	CPI	Approved	Notes
				1/19/2016	Sep'15-'16	1/19/2017	
				Fee/Unit		Fee/Unit	
29	S-41.1		Ball Diamond Rental:				
			a) Drag, Line And Water Field-Prepared	\$25	2%	\$26	
			b) Staff, Scorekeeping - Per Hour	\$15	2%	\$15	
			c) Use Of Scoreboards	\$15	2%	\$15	
			d) Field Rental-No Lights	\$30	2%	\$31	
			e) Field Rental-With Lights	\$40	2%	\$41	
			f) Use Of Bases	\$15	2%	\$15	
			g) Deposit For Use Of Bases	\$200	2%	\$204	
			h) Use Of Strike Zone Mat	\$15	2%	\$15	
			i) Non-Resident Fee (Except Memorial Park) (Additional)	\$50	2%	\$51	
30			Athletic Field Charge (Green Space):				
			a) Memorial Park - Per Hour (Lights Not Included)	\$60	2%	\$61	
			b) Northside South Field Area - (Lights Not Included)	\$60	2%	\$61	
			c) Zacatecas Park	\$60	2%	\$61	
			d) Gladstone Park (Lights Not Included)	\$30	2%	\$31	
			e) Lights Included	\$60	2%	\$61	
			f) Non-Resident Fee (Except Memorial Park) (Additional)	\$50	2%	\$51	
	S-43		Golden Days Special Events				
31			2K/5K Run/Walk:				
			a) Youth				
			i) Pre-Registration	\$5	2%	\$5	
			ii) Day Of The Event	\$10	2%	\$10	
			b) Adult				
			i) Pre-Registration	\$15	2%	\$15	
			ii) Day Of The Event	\$20	2%	\$20	
32	S-44		Children's Day Camp:				
			a) Registration Fee (One-Time)	\$20	2%	\$0	
			b) New	\$90	2%	\$0	
			c) New - 2nd Child In Same Family	\$88	2%	\$0	
			d) Returning	\$80	2%	\$0	
			e) Returning - 2nd Child In Same Family	\$78	2%	\$0	
33			Summer Day Camp:				
			a) Registration Fee (One-Time)	\$20	2%	\$21	
			b) New	\$20	5%	\$21	
			c) Returning - 2nd Child Same Family	\$18	6%	\$19	
	S-47		Recreation Special Events				
34			Trunk or Treat Food/Novelty vendor	\$25	2%	\$26	
35			Tournament Of Champions Finals At APU Events Center:				
			a) Adults	\$3	2%	\$3	
			b) Student	\$2	2%	\$2	
			c) Child (3-11)	\$1	2%	\$1	
36			Volleyball Clinic	\$25	2%	\$26	
37			Junior Olympic Track (Per School)	\$100	2%	\$102	
38			Spring Thing Food Vendor	\$75	2%	\$77	
39			Winter Fiesta Food Vendor	\$75	2%	\$77	
			Memorial Park Facilities Rental				
40			Memorial Park Facilities:				
			a) Meeting Room				

City of Azusa
Schedule of Fees and Charges (Municipal Activities and Services)
RECREATION



Svc Area			Approved		Approved	
No.	Item	# Description	1/19/2016	CPI	1/19/2017	Notes
			Fee/Unit	Sep'15-'16	Fee/Unit	
		i) Normal Hours	\$30	2%	\$31	
		ii) Outside Normal Hours	\$40	2%	\$41	
		iii) Non-Resident Fee (Additional)	\$100	2%	\$102	
		b) Gym or Main Room				
		i) Normal Hours	\$40	2%	\$41	
		ii) Outside Normal Hours	\$60	2%	\$61	
		iii) Non-Resident Fee (Additional)	\$175	2%	\$179	
		c) Kitchen				
		i) Resident	\$50	2%	\$51	
		ii) Non-Resident	\$50	2%	\$51	
		d) Cleaning	\$50	2%	\$51	
41		Spring Thing (Novelty And Craft Vendor Fees)	\$40	2%	\$41	
42		Holiday Crafts (Vendors Fees)	\$40	2%	\$41	
43		Bounce House Application Usage	\$20	2%	\$21	
44		Non-Resident Fee (Additional)	\$40	2%	\$41	
		Picnic Shelter Rental				
45		Picnic Shelter Application Rental (Gladstone Park):				
		a) Section # 1	\$26	2%	\$27	
		b) Section # 2	\$26	2%	\$27	
		c) Section # 3	\$26	2%	\$27	
		d) Non-Resident Fee (Additional)	\$50	2%	\$51	
46		Picnic Shelter Application Rental (Memorial Park):		2%	\$0	
		a) Single Shelter (Section # 2,3,4 & 5)	\$26	2%	\$27	
		b) Double Shelter (Section # 1& 6)	\$36	2%	\$37	
		c) Non-Resident Fee (Additional)	\$50	2%	\$51	
47		Picnic Shelter Application Rental (Northside Park):				
		a) S-Leg Section # 1	\$26	2%	\$27	
		b) S-Leg Section # 2	\$26	2%	\$27	
		c) S-Leg Section # 3	\$26	2%	\$27	
		d) S-Leg Section # 4	\$26	2%	\$27	
		e) S-Leg Section # 5 (Includes Serving Table)	\$36	2%	\$37	
		f) Non-Resident Fee (Additional)	\$50	2%	\$51	
48		Picnic Shelter Application Rental (Pioneer Park):				
		a) NE Section # 1 (Double Shelter)	\$36	2%	\$37	
		b) NE Section # 2	\$26	2%	\$27	
		c) NE Section # 3	\$26	2%	\$27	
		d) Gazebo Shelter #4	\$46	2%	\$47	
		e) Non-Resident Fee (Additional)	\$50	2%	\$51	
49		Picnic Shelter Application Rental (Zacatecas Park):				
		a) NE Section # 1 Double Shelter	\$36	2%	\$37	
		b) NW Section # 2	\$26	2%	\$27	
		c) SE Section # 3 Double Shelter	\$36	2%	\$37	
		d) SW Section # 4	\$26	2%	\$27	
		e) NE Section # 5 Double Shelter	\$36	2%	\$37	
		f) Non-Resident Fee (Additional)	\$50	2%	\$51	
50		Picnic Shelter Application Rental (Slauson Park):				
		a) Section #1	\$26	2%	\$27	
		b) Section #2	\$26	2%	\$27	

City of Azusa
Schedule of Fees and Charges (Municipal Activities and Services)
RECREATION



Svc Area			Approved	CPI	Approved	
No.	Item	#	1/19/2016	Sep'15-'16	1/19/2017	Notes
			Fee/Unit		Fee/Unit	
		c) Section #3	\$26	2%	\$27	
		d) Section #4	\$26	2%	\$27	
		e) Non-Resident Fee (Additional)	\$50	2%	\$51	
51		Picnic Shelter Application Rental (Veterns Freedom Park):				
		a) Gazebo #1	\$26	2%	\$27	
		b) Gazebo #2	\$26	2%	\$27	
		c) Non-Resident Fee (Additional)	\$50	2%	\$51	
52		Picnic Shelter Application Rental (Rancho Park):				
		a) Section #1	\$26	2%	\$27	
		b) Non-Resident Fee (Additional)	\$50	2%	\$51	
53		Picnic Shelter Application Rental (Alisal Park):				
		a) Section #1	\$36	2%	\$37	
		b) Section #2	\$36	2%	\$37	
		c) Non-Resident Fee (Additional)	\$50	2%	\$51	

* Additional fees may apply for use of game officials. Amounts vary.

= Fees not automatically adjusted for CPI change.



City of Azusa
Schedule of Fees and Charges (Municipal Activities and Services)
WOMAN'S CLUB, SENIOR CENTER AND NORTH RECREATION CENTER (NRC)

Svc Area			Approved 1/19/2016	CPI	Approved 1/19/2017	
No.	Item	# Description	Fee/Unit	Sep'15-'16	Fee/Unit	Notes
1	S-48	Woman's Club Rental To Public Coordinated By Contractor:				
		# a) Weekdays Meetings - 8 A.M. - 5 P.M. (Add'l Hours \$75 Each)	\$250	n/a	\$250	
		# b) Friday Evening Event	\$300	n/a	\$300	
		# c) Saturday Afternoon Event (Until 5P.M.)	\$400	n/a	\$0	
		# d) Saturday Evening	\$800	n/a	\$800	
		# e) Sunday Event (Anytime)	\$400	n/a	\$400	
		# f) Event Liability Insurance	Varies	n/a	Varies	
		# g) Damage Deposit (Refundable).	\$300	n/a	\$500	
		# h) Deposit to hold date	\$300	n/a	\$350	
		# i) Additional Time > 5 Hours (Per Hour, Split Between City And Contractor)	\$250	n/a	\$250	
		# j) Teen Party (Anytime):	\$700	n/a	\$700	
		# k) Cleaning Fee	\$100	n/a	\$100	
		# l) Decorating Fee Outside Normal Hours Of Operation (Per Hour)	\$15	n/a	\$15	
2		Woman's Club-For Azusa Based Non-Profit Organizations:				
		# a) Building Rental (Per Hour Including Setup And Clean Up Time)	\$50	n/a	\$50	
		# b) Kitchen (Flat Fee)	\$75	n/a	\$75	
		# c) Damage Deposit	\$500	n/a	\$500	
		# d) Staffing (Per Hour)	\$15	n/a	\$15	
		# e) Cleaning Fee	\$100	n/a	\$100	
		# f) Event Liability Insurance	Varies	n/a	Varies	
		# g) Alcohol Liability Insurance	\$200	n/a	\$0	
3		# Gazebo At City Hall	\$300	n/a	\$300	
4	S-48.2	# Senior Lunch Program (Suggested) Donation	\$2	n/a	\$2	
5		Rental Of Memorial Park North Recreation Center:				
		a) Small Class Rooms: (Per Hour)				
		# i) Non-Profit	\$30	n/a	\$30	
		# ii) For Profit	\$50	n/a	\$50	
		b) Large Room: (Per Hour)				
		# i) Non-Profit	\$60	n/a	\$60	
		# ii) For Profit	\$75	n/a	\$75	
		c) Kitchen: (Per Hour)				
		# i) Non-Profit	\$50	n/a	\$50	
		# ii) For Profit	\$75	n/a	\$75	
		d) Staffing: (Per Hour)				
		# i) Non-Profit	\$30	n/a	\$30	
		# ii) For Profit	\$30	n/a	\$30	
		# e) Cleaning Fee (Maximum Fee)	\$225	n/a	\$225	
		# f) Security Deposit: (Refundable Deposit)	\$300	n/a	\$300	
		# g) Non-Resident Fee (Flat Rate) (Additional)	\$100	n/a	\$100	
		# h) Event Liability Insurance	Varies	n/a	Varies	
		# i) Decorating Fee Outside Normal Hours Of Operation (Per Hour)	\$15	n/a	\$15	
6	S-48.3	# Rental Of Senior Center:				
		a) Small Class Rooms: (Per Hour)				
		# i) Non-Profit	\$30	n/a	\$30	
		# ii) For Profit	\$50	n/a	\$50	
		b) Large Room: (Per Hour)				
		# i) Non-Profit	\$50	n/a	\$50	



City of Azusa
Schedule of Fees and Charges (Municipal Activities and Services)
WOMAN'S CLUB, SENIOR CENTER AND NORTH RECREATION CENTER (NRC)

Svc Area			Approved 1/19/2016	CPI	Approved 1/19/2017	
No.	Item	# Description	Fee/Unit	Sep'15-'16	Fee/Unit	Notes
		# ii) For Profit	\$90	n/a	\$90	
		c) Kitchen: (Flat Fee)				
		# i) Non-Profit	\$50	n/a	\$50	
		# ii) For Profit	\$75	n/a	\$75	
		d) Staffing: (After Hours Only, Minimal Per Hour)				
		# i) Non-Profit	\$30	n/a	\$30	
		# ii) For Profit	\$30	n/a	\$30	
		# e) Cleaning Fee (Maximum)	\$225	n/a	\$225	
		# f) Security Deposit: (Refundable Deposit)	\$300	n/a	\$300	
		# g) Non-Resident Fee (Flat Fee) (Additional)	\$100	n/a	\$100	
		# h) Decorating Fee Outside Normal Hours Of Operation (Per Hour)	\$15	n/a	\$15	

= Fees not automatically adjusted for CPI change.



City of Azusa
Schedule of Fees and Charges (Municipal Activities and Services)
TRANSPORTATION

Svc Area			Approved	CPI	Approved	
No.	Item	# Description	1/19/2016	Sep'15-'16	1/19/2017	Notes
			Fee/Unit		Fee/Unit	
Monthly Foothill Transit Passes						
1		Senior/Disabled:				
	#	a) Regular Rate	\$22	n/a	\$22	
	#	b) Discounted Rate	\$19	n/a	\$19	
2		Student K-12:				
	#	a) Regular Rate	\$33	n/a	\$33	
	#	b) Discounted Rate	\$27.75	n/a	\$27.75	
3		Local Lines:				
	#	a) Regular Rate	\$70	n/a	\$70	
	#	b) Discounted Rate	\$56	n/a	\$56	
4		Silver Streak:				
	#	a) Regular Rate	\$105	n/a	\$105	
	#	b) Discounted Rate	\$85	n/a	\$85	
5		Commuter Express:				
	#	a) Regular Rate	\$170	n/a	\$170	
	#	b) Discounted Rate	\$150	n/a	\$150	
Dial-A-Ride Transit (one-way)						
6		Medical and Social Services:				
	#	a) Azusa, Covina, Duarte, Glendora	\$0.50	n/a	\$0.50	
	#	b) Baldwin Park, Monrovia, San Dimas, West Covina	\$1.50	n/a	\$1.50	
7		# Non-Medical Appointments Limited to City Limits	\$0.50	n/a	\$0.50	
8		# Senior Lunch Program	\$0.25	n/a	\$0.25	
Metrolink Monthly Passes						
9		# City residents save \$25 on monthly pass	Variable	n/a	Variable	[b]
10		# Employees of Azusa Businesses receive \$15 or a match of the amount offered by employer up to a limit of \$25	Variable	n/a	Variable	[b]
Access						
11		# Base Books (10 Coupons Per Book)	\$27.50	n/a	\$27.50	
12		# Plus Books (10 Coupons Per Book)	\$7.50	n/a	\$7.50	

* Discounted Passes Are Available To Eligible Users And On A First Come-First Serve Basis.

[a] Fee change, if any, based on findings and recommendations of current fee study.

= Fees not automatically adjusted for CPI change.

City of Azusa
Schedule of Fees and Charges (Municipal Activities and Services)
LIBRARY



Svc Area			Approved 1/19/2016	CPI	Approved 1/19/2017	
No.	Item	# Description	Fee/Unit	Sep'15-'16	Fee/Unit	Notes
1	S-097	Inter-Library Loan Processing:				
		# a) Processing Fee	\$2	n/a	\$2	
		# b) Plus Postage	Actual Cost	n/a	Actual Cost	
2	S-099	# Lost Library Card Processing	\$3	n/a	\$3	
3	S-100	Processing Overdue Material:				
		# a) Per Item Per Day - Adult	\$0.30	n/a	\$0.30	
		# b) Per Item Per Day - Child	\$0.15	n/a	\$0.15	
4	S-101	Lost/Damage Library Material Processing:				
		# a) Processing Fee (plus the cost of the item)	\$15	n/a	\$15	
		# b) Missing AV Case (Audio Book, DVD, & CD)	\$1	n/a	\$1	
		# c) Missing Bar Code	\$1	n/a	\$1	
		# d) Missing Pamphlet- AV Materials & Books	\$1	n/a	\$1	
5	S-102	# Passport Application (Rate Set by Fed. Govt.)	\$25	n/a	\$25	
6	S-103	# DVD Rental Per Item (For Two Days)	\$0	n/a	\$0	
7	S-104	Rental Of Library Auditorium:				
		a) For Profit				
		# i) During Business Hours - Per Hour (Min. 3 Hours)	\$25	n/a	\$25	
		# ii) Outside Business Hours - Per Hour (Min. 3 Hours)	\$35	n/a	\$35	
		b) Non-Profit Organizations - Outside Azusa				
		# i) During Business Hours - Per Hour (Min. 3 Hours)	\$15	n/a	\$15	
		# ii) Outside Business Hours Per Hour (Min. 3 Hours)	Variable	n/a	Variable	
		# c) Resident Non-Profit & Government (Minimum 3 Hours)	No Charge	n/a	No Charge	
8	S-104B	Library Fax Service:				
		# a) Domestic - Per Page	\$2	n/a	\$2	
		# b) International - First Page	\$4	n/a	\$4	
		# c) International - Additional Page	\$1	n/a	\$1	
9		# Library Cards	No Charge	n/a	No Charge	
10		Personal Computer Usage:				
		# a) First 2 Hours	No Charge	n/a	No Charge	
		# b) Excess Of 2 Hours	\$2	n/a	\$2	
		# c) Guest Pass (Non Library Cardholders)	\$2	n/a	\$2	
11	S-53	Photocopy Charges Per Page:				
		# a) Black & White Copies	\$0.15	n/a	\$0.15	
		# b) Color Copies	\$0.25	n/a	\$0.25	
12	S-54	Merchandise Sales:				
		# a) USB Drives	Variable	n/a	Variable	
		# b) Canvas Bags	Variable	n/a	Variable	
		# c) Ear Buds	Variable	n/a	Variable	

= Fees not automatically adjusted for CPI change.

City of Azusa
Schedule of Fees and Charges (Municipal Activities and Services)
GIS MAPS



Svc Area			Approved 1/19/2016	CPI	Approved 1/19/2017	
No.	Item	# Description	Fee/Unit	Sep'15-'16	Fee/Unit	Notes
	S-16.1	Paper Map Products				
1		City Map Books	\$13	2%	\$13	
2		A Size Plot; 8.5 X 11	\$13	2%	\$13	
3		A Size Plot: 8.5 X 11 With Photo	\$20	2%	\$20	
4		B Size Plot: 11 X 17	\$13	2%	\$13	
5		B Size Plot: 11 X 17 With Photo	\$21	2%	\$21	
6		C Size Plot: 17 X 22	\$32	2%	\$33	
7		C Size Plot: 17 X 22 With Photo	\$44	2%	\$45	
8		D Size Plot: 34 X 22	\$63	2%	\$64	
9		D Size Plot: 34 X 22 With Photo	\$83	2%	\$85	
10		E Size Plot: 34 X 46	\$101	2%	\$103	
11		Center, and North E Size Plot: 34 X 46 With Photo	\$165	2%	\$169	
12		Zoning Citywide Book (11 X 17 Sheets)	\$63	2%	\$64	
13		City General Plan Land Use Or Zoning Map (3 X 5 Ft.)	\$32	2%	\$33	
14		City General Plan Land Use Or Zoning Map (6 X 6 Ft.)	\$63	2%	\$64	
15		Hourly Charge For Custom Mapping Work	\$93	2%	\$95	
16		# Public Notice Radius Maps And Labels	\$240	n/a	\$240	

= Fees not automatically adjusted for CPI change.



City of Azusa
Schedule of Fees and Charges (Municipal Activities and Services)
ADMINISTRATIVE PROCESSING COSTS

Svc Area			Approved 1/19/2016	CPI	Approved 1/19/2017	
No.	Item	# Description	Fee/Unit	Sep'15-'16	Fee/Unit	Notes
1		Credit Card Processing Fee	2%	n/a	2%	[a]
2	S-144	Returned Check Processing - 1st and 2nd Check				
		# a) First Check	\$35	n/a	\$35	[b]
		# b) Each Additional Check	\$25	n/a	\$25	[b]
3	S-145	# Re-Issuance Of Lost Checks	\$65	n/a	\$65	
4	S-146	Document Reproduction:				
		# a) Document <4 Pages In Length	\$0	n/a	\$0	
		# b) First Sheet (>4 Page Document)	\$0.65	n/a	\$0.65	
		# c) Each Additional Sheet (>4 Page Document)	\$0.20	n/a	\$0.20	
		# d) Per Sheet Charge for Certain Documents Specified in Gov't Code	\$0.10	n/a	\$0.10	[b]
5	S-146.1	# Documents Reproduced on CD/DVD	\$5	n/a	\$5	
6	S-147	# Document Certification	\$15	n/a	\$15	
7	S-149	# Candidate Processing	\$25	n/a	\$25	[b]
8	S-149A	# Initiative Processing	\$200	n/a	\$200	[b]
9	S-150	# Notary Service For Each Signature Taken	\$10	n/a	\$10	[b]
10	S-150A	Project Specifications And Plans:				
		# a) Base Fee	\$50	n/a	\$50	
		# b) Additional Mailing Fee (If Mailed)	\$10	n/a	\$10	
11	S-88.1	# Processing Of Payroll Garnishments Per Transactions	\$0	n/a	\$0	[c]
12	S-93	Records Research Service:				
		# a) Document And Supplies	Actual Cost	n/a	Actual Cost	
		b) Per Hour Fee (1/4 Hour Increments)	\$26	2%	\$27	
13	S-94	Bond Issuance And Administration - (Includes Extra \$50 Per Hour)	\$387	2%	\$395	
14	S-48.1	Rental Of Civic Center Auditorium:				
		# a) During City's Normal Business Hours Until 4:00pm (Per Hour)	\$50	n/a	\$50	
		# b) After 4:00pm, Weekends Or Holidays (Per Hour)	\$100	n/a	\$100	
		# c) Non-Resident Groups - Additional Fee Per Event	\$100	n/a	\$100	
		# d) Discount For Azusa-Based Non-Profit Organizations	25%	n/a	25%	

[a] Fee applies to all payments made directly to the City, via credit card. (Example scenario - For \$100 fee, paid via credit card, the total amount charged will be \$102 (2% of \$100).

[b] Fees Set By State.

[c] Fees set by court order.

= Fees not automatically adjusted for CPI change.