




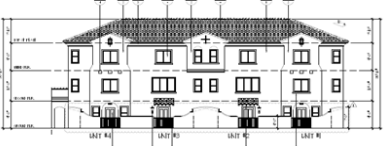










City of Azusa
Economic and Community Development Department

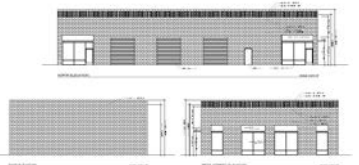


Development Project List



Revised 1/12/21	Project Address	Project Name	Project Phase	Type of Development	Developer	Project Description
	1025 N. Todd Ave.	Canyon Commerce Park	Completed	Industrial	Proficiency Capital	7 Industrial Buildings +/-462,491 SF
	360-416 Gladstone St.	Gladstone Senior Villas	Completed	Residential	Chaplon Mu	Residential: 60 Units Total with 6 Affordable Units 16,647 SF
	626 N. Azusa Ave.	The Orchard	Under Construction	Mixed Use	Serrano Development Group	Retail: 31,566 SF Residential: 163 Units (181,220SF)
	619 N. San Gabriel Ave.		Under Construction	Mixed Use	Andy Xie	Retail: 888 SF Residential: 6 Units (8,998SF)

	425 E. Foothill Blvd.	Rutt's Hawaiian Restaurant	Tenant Improvements	Commercial	Rutt's Hawaiian Restaurant	Retail: 1,400 SF
	300 W. Foothill Blvd.		Plan Check	Mixed Use		7 Unit Townhome 633 SF Commercial
	820 N. Soldano		Plan Check	Residential		6 Unit Townhome
	198 S. Peckham Rd.		Plan Check	Industrial	Astaur Keymetlyan	12,184 SF Warehouse
	900 W. Foothill Blvd.		Plan Check	Light Industrial	Magellan Value Partners	138,454 SF Self-storage facility
	573-577 E. Arrow Highway		Plan Check	Residential	JNL Holding LLC	Residential: 10 Unit Attached Townhomes (4 Buildings)

	1303 Optical Drive	OneLegacy	Plan Check	Industrial and Tenant Improvements	OneLegacy	45,000SF addition to an existing building, conference center, helipad and parking structure.
	1041-1043 W. Arrow Hwy.		Plan Check	Commercial		Express Carwash
	865 E. Monrovia Place	Dhammakaya International Meditation Center	Entitled	Institutional		48,750 SF Meditation Hall
	800 N. Azusa Ave.	The Avenue	Entitled	Mixed Use	Costanzo Investments, LLC	Retail: 12,000 SF Residential:127 Units
	415-435 Motor Ave.		Entitlement Phase	Industrial	Rexford Industrial	New 97,200 SF building
	807 The Promenade	Rosedale Great Park	Entitlement Phase	Residential and Open Space	Rosedale Land Partners II LLC	Residential: 23 Single Family Dwellings New Public Park

	230 S. Irwindale		Entitlement Phase	Industrial	Andy Yu	6,380 SF Industrial Building
	333 N. Azusa Ave.		Entitlement Phase	Mixed Use	Yueh Han	Residential: 4 Units Retail: 1,000 SF
	525 N. Azusa Ave.	The Citrus View	Preliminary Plan Review	Mixed Use	Spectrum Properties, Inc.	Retail: 4,600 SF Residential: 102 Units (78,664 SF)
	440 E. 1st Street		Preliminary Plan Review	Residential		21 Unit townhome condominiums